

# EE 457 Unit 9b

Tomasulo Part 2:  
In-Order Completion  
Speculation

# Credits

- Some of the material in this presentation is taken from:
  - Computer Architecture: A Quantitative Approach
    - John Hennessy & David Patterson
- Some of the material in this presentation is derived from course notes and slides from
  - Prof. Michel Dubois (USC)
  - Prof. Murali Annavaram (USC)
  - Prof. David Patterson (UC Berkeley)



# Tomasulo w/ Speculative Execution

## Tomasulo 1

- In-order Issue
- Out-of-Order Execution
- *Out-of-order Completion*
  - Completion = Commit = Update state = Write to Reg./Mem.
- No speculative execution beyond branches (stall dispatch until branch is resolved)
- No precise exceptions

## Tomasulo 2

- In-order Issue
- Out-of-Order Execution
- \_\_\_\_\_ Completion
  - Plus, we now allow "Speculative" Execution
- Execute out of order but don't write reg/memory immediately but "\_\_\_\_\_" (\_\_\_\_\_ store) results and commit in-order.
- Can speculate branch outcomes and dispatch down a pathway before they execute, flushing instruction results if we are wrong
- Support precise exceptions!

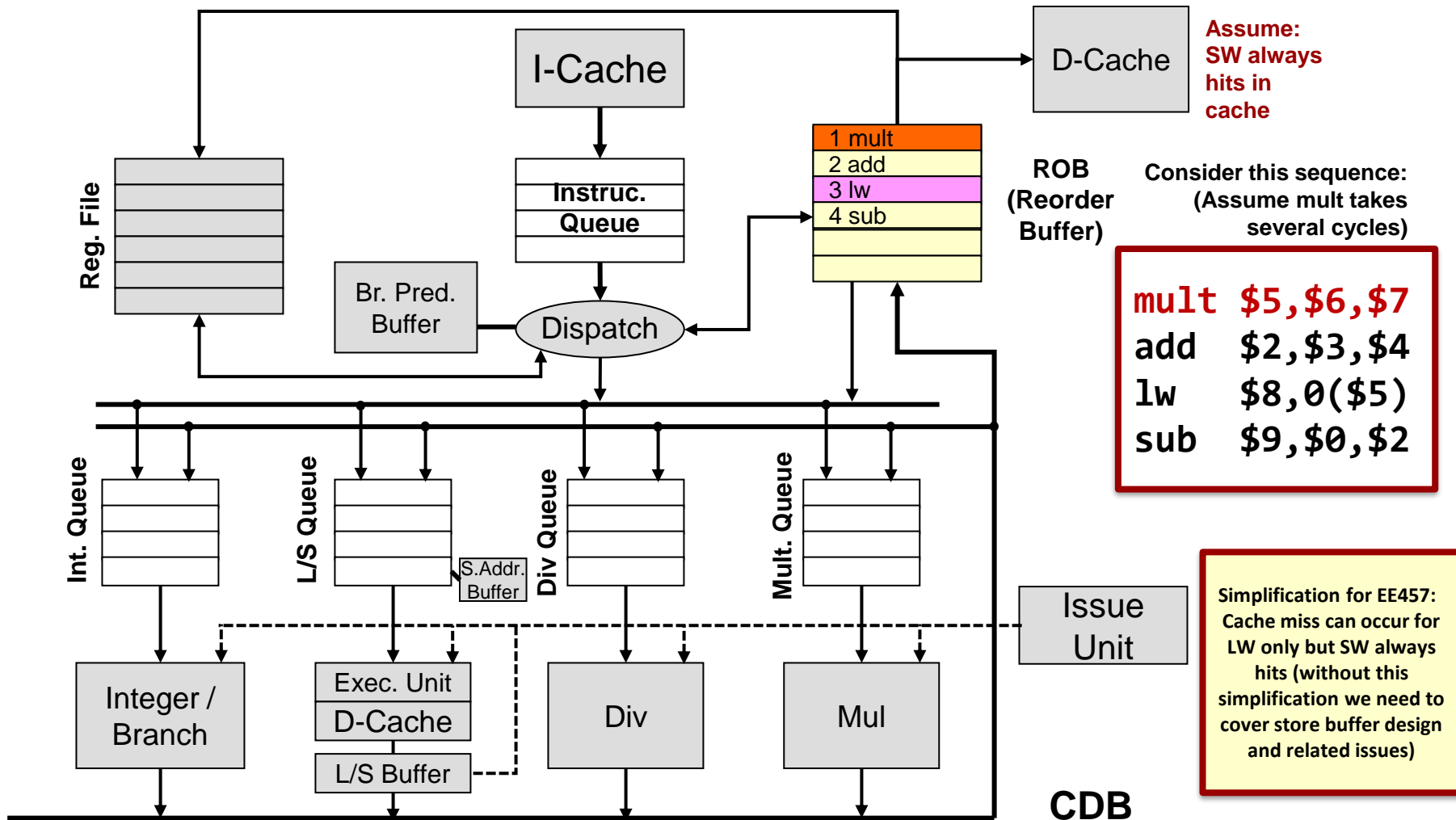
# Changes to Tomasulo Part 1

- Removed structures:
  - No more **TAG FIFO**: Use ROB location (write pointer) as TAG of the instruction
  - No more **RST (Register Status Table)**: Instead do an associative search of the ROB
- D-Cache shown in one place (used by LW and SW in same place)
- New Structures:
  - **ROB (\_\_\_\_\_)**: Enables in-order completion and \_\_\_\_\_ after misspeculated branch
  - **BPB (Branch Prediction Buffer)**: Enables speculating (issuing instructions) past branches
  - **SAB (Store Address Buffer)**: Helps with memory disambiguation
- D-Cache shown in two places (LW and SW use at different places/times)



# OoO Execution w/ ROB

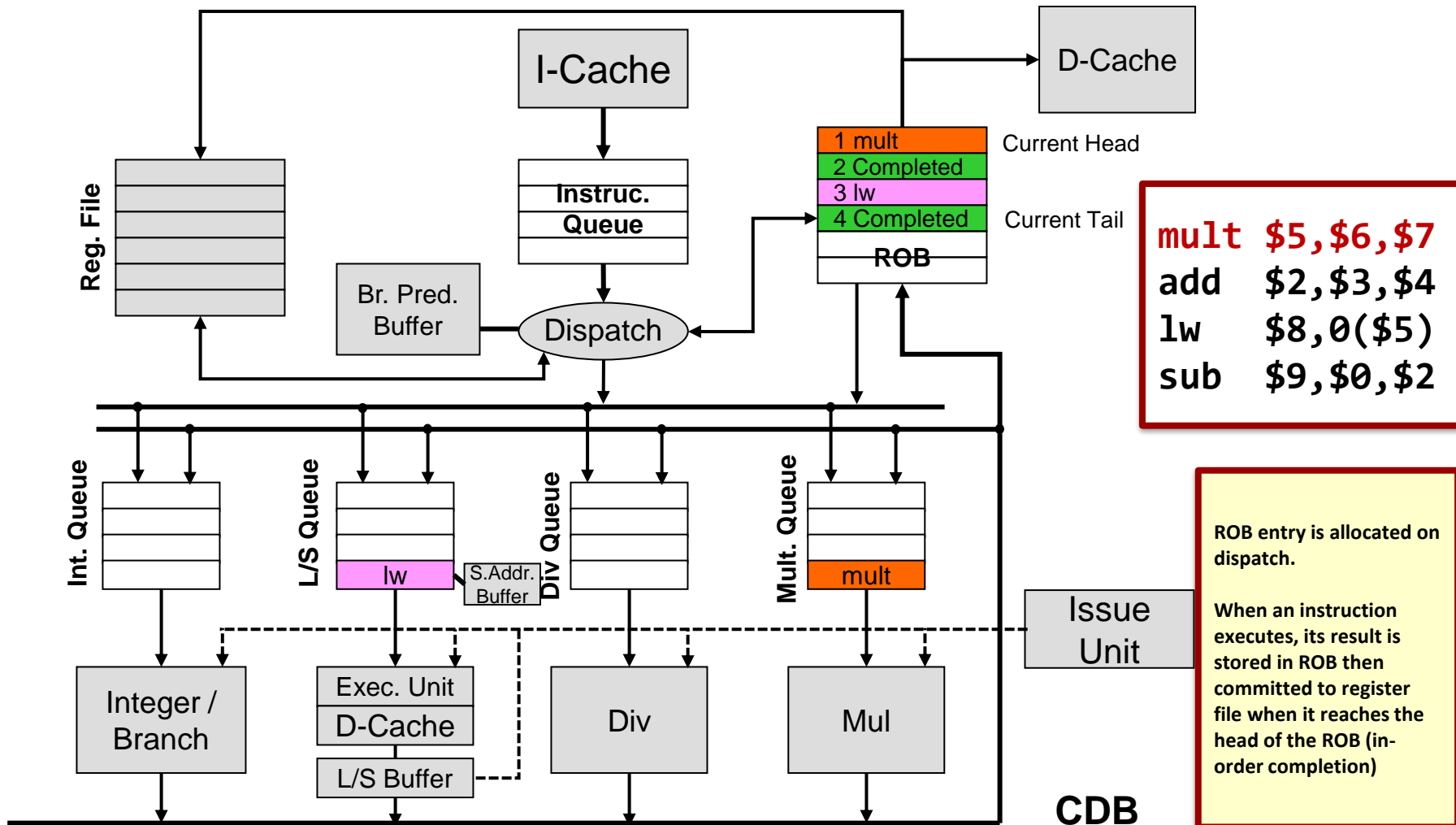
- ROB allows for OoO execution but in-order completion





# OoO Execution w/ ROB

- ROB allows for OoO execution but in-order completion

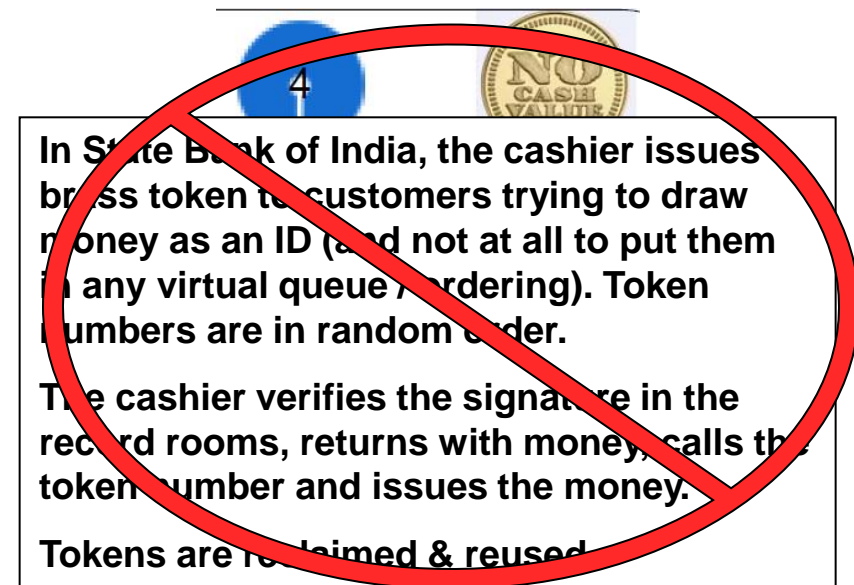
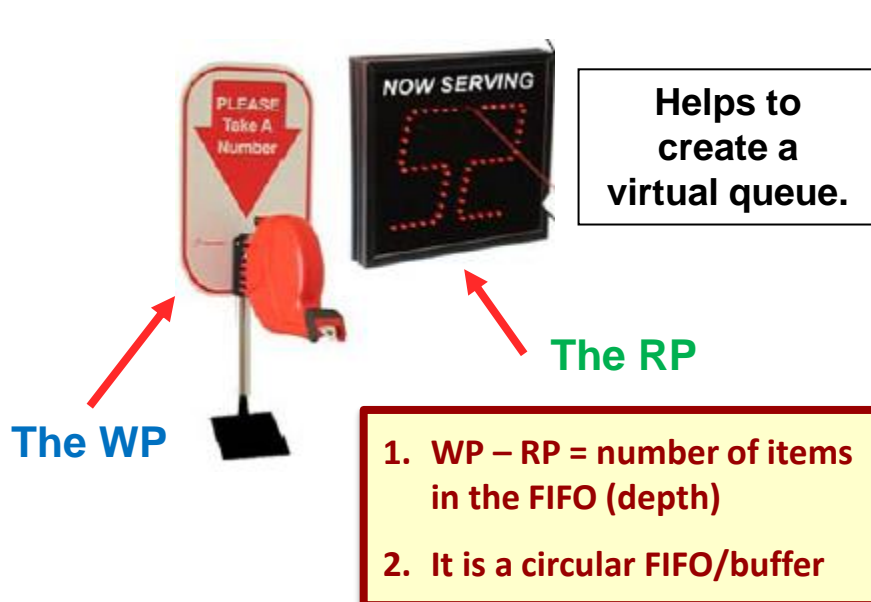


Handling Data Dependencies and Enforcing In-Order Completion

## **REORDER BUFFER (ROB)**

# Take a Number vs. Take a Token

- ROB (Re-order Buffer) forms a virtual \_\_\_\_\_ to maintain order (so we can complete in order)
- Take a number (WP) on \_\_\_\_\_, and commit when you reach the \_\_\_\_\_ (RP) and are ready
- ROB Tag = Paper token taken by the customer
  - Recall that we wrap back to 0 after the maximum tag number





# Re-Order Buffer (ROB) Structure

- ROB is a **FIFO** + Access
  - In a modern system: 128-256 locations
- WP = Write pointer**
  - Used by Dispatch Unit
  - Each instruction issues in order and "takes a number" (its "\_\_\_\_\_")
- Instructions can **write results to its ROB entry** (out of order) whenever they execute and put their result on the CDB
- RP = Read pointer =**
  - Used for committing (allow write-back for) the most senior / oldest instruction when it has completed without generating an exception

**Top (rp)** →

**Bottom (wp)** →

	Valid	Comp	Rd	RegWr	Result	Others
0	0	0	0	1		
1	0	0	\$2	1		
2	0	0	0	0		
3	1	1	\$1	1		
4	1	0	\$2	1		
5	1	0	\$15	1		
6	1	1	\$2	1		
7	1	1	\$6	1		
8	1	0	\$2	0		
9	1	0	\$7	0		
10	0	0	\$13	1		
11	0	0	0	1		
12	0	0	\$4	0		
13	0	0	\$2	1		
14	0	0	0	1		
15	0	0	0	0		

**Note:** Valid is not needed (uses items from RP to WP)

**Others:** MemWrite (SW), MemAddr

# Re-Order Buffer (ROB) Structure

- We will not use the RST (Register Status Table)
  - Though this may vary depending on implementation
- On **instruction dispatch**: the ROB is searched for its source register (Rs and/or Rt) producers and can find its source operands from one of three sources:
  - Unproduced** (e.g. add \$8, **\$2**, **\$2**)
    - Situation: producer still waiting to \_\_\_\_\_
    - Action: Take \_\_\_\_\_ of producer (**ROB8**)
  - Produced** (e.g. add \$8, **\$6**, **\$6**)
    - Situation: Producer executed and is waiting to \_\_\_\_\_
    - Action: Take \_\_\_\_\_ from ROB (**data from ROB7**)
  - Unfound** (e.g. add \$8, **\$3**, **\$3**)
    - Situation: Latest value is in \_\_\_\_\_
    - Action: Take value from RegFile
- Since multiple entries in the ROB may match Rs/Rt a priority resolver is necessary (e.g. \$2)

Top  
(rp)



Bottom  
(wp)



	Valid	Comp	Rd	RegWr	Result	Others
0	0	0	0	1		
1	0	0	<b>\$2</b>	1		
2	0	0	0	0		
3	1	1	\$1	1		
4	1	0	<b>\$2</b>	1		
5	1	0	\$15	1		
6	1	1	<b>\$2</b>	1		
7	1	1	\$6	1		
8	1	0	<b>\$2</b>	0		
9	1	0	\$7	0		
10	0	0	\$13	1		
11	0	0	0	1		
12	0	0	\$4	0		
13	0	0	<b>\$2</b>	1		
14	0	0	0	1		
15	0	0	0	0		

**Note: Valid is not needed (uses items from RP to WP)**

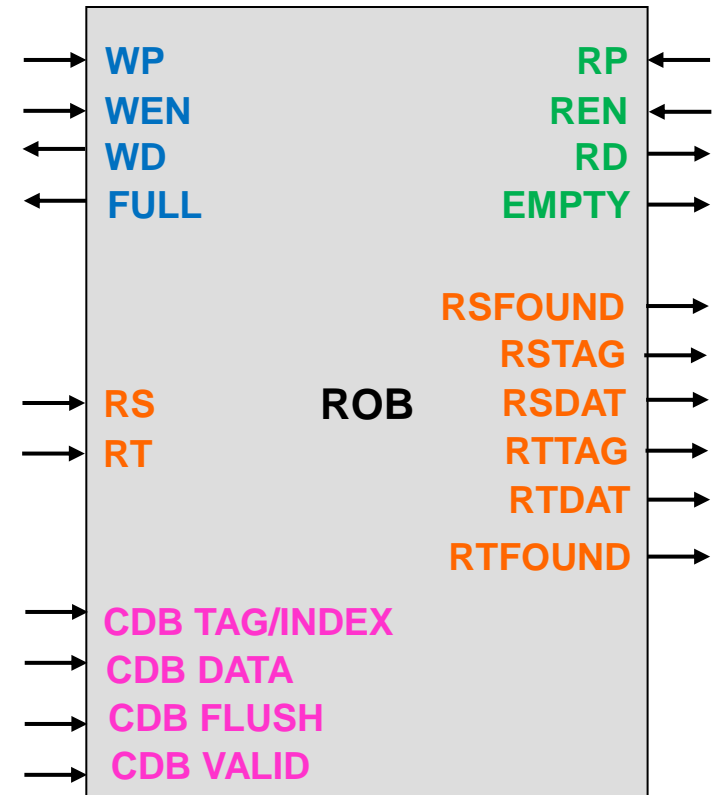
**Others: MemWrite (SW), MemAddr**

# Dispatch and the ROB

- No more token FIFO (for tagging instructions) as in OoO execution and completion
  - \_\_\_\_\_ is your \_\_\_\_ and is allocated for an instruction on issue/dispatch
  - When instruction finishes executing its result is buffered in the ROB entry until it can be committed safely
- It does not use the RST (Register Status Table) as before (because of difficult with implementing speculative execution)
  - When an instruction is dispatched, the ROB is searched for its source register (Rs and/or Rt) producers
    - **Unproduced**: If an entry in the ROB is producing Rs/Rt but has **NOT YET EXECUTED** the ROB tag/slot of the producer is taken with the dependent instruction
    - **Produced**: If an entry in the ROB is producing Rs/Rt and the result is **PRODUCED BUT WAITING TO BE COMMITTED**, that value is taken with the dependent instruction
    - **Unfound**: If no entry in the ROB is producing Rs/Rt, **DATA IN THE REGISTER FILE IS THE LATEST** value and is taken with the dependent instruction
  - Since multiple entries in the ROB may match Rs/Rt a priority resolver is necessary

# Not Just a FIFO: ROB Interfaces

- ROB has many interfaces
  - RP, WP work like a FIFO (sequential access)
  - RS, RT source register/tag lookup (associative search)
  - CDB write execution results (index / random access)



# ROB DEPTH AND PRIORITY RESOLUTION

# Motivation for finding ROB Depth

- How do we determine the correct ROB entry to help when trying to obtain our source registers
  - e.g. add \$8, **\$2**, **\$2**
- We need to understand ROB depth calculation and priority resolution
- In the diagram how many instructions are waiting in the ROB?
  - Answer: \_\_\_\_\_
- Can we just use the **LARGEST** valid index that matches the desired register? \_\_\_\_\_

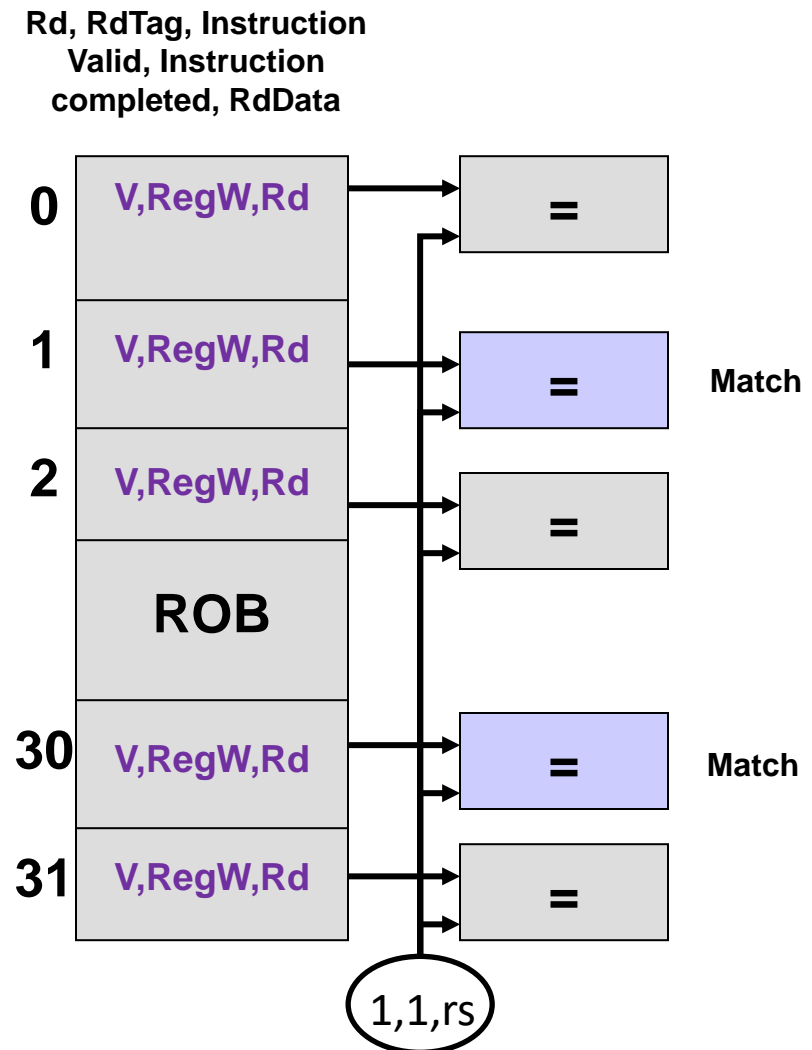
	Valid	Comp	Rd	RegWr	Result	Others
0	0	0	0	1		
1	0	0	<b>\$2</b>	1		
2	0	0	0	0		
3	1	1	\$1	1		
4	1	0	<b>\$2</b>	1		
5	1	0	\$15	1		
6	1	1	<b>\$2</b>	1		
7	1	1	\$6	1		
8	1	0	<b>\$2</b>	0		
9	1	0	\$7	0		
10	0	0	\$13	1		
11	0	0	\$0	1		
12	0	0	\$4	0		
13	0	0	\$5	1		
14	0	0	\$9	1		
15	0	0	\$0	0		

Top (rp) →

Bottom (wp) →

# ROB Matches

- Can we just use the **LARGEST** valid index that matches the desired register?
  - In the example to the right should we say to use entry 30's information?
- Not necessarily
  - Need to know where the \_\_\_\_ and \_\_\_\_ are
  - What if **RP=30** and **WP = 2**?
  - Let's explore more



# ROB Depth/Distance

- Case 1
  - Your number is 55 and mine is 65
  - I am \_\_\_\_\_ numbers  
(**after** / **before**) you.
- Case 2
  - Your number is 55 and mine is 45
  - I am \_\_\_\_\_ numbers  
(**after** / **before**) you.

Now serving:

52





# Computing Distance

- To find how many people are waiting subtract the **Now Serving** number from the last number pulled
- Example
  - Last number pulled = 92
  - **Now Serving** = 52
  - # Waiting = \_\_\_\_\_
- But suppose the last number pulled is 32
  - Last number pulled = 32
  - **Now Serving** = 52
  - # Waiting = \_\_\_\_\_

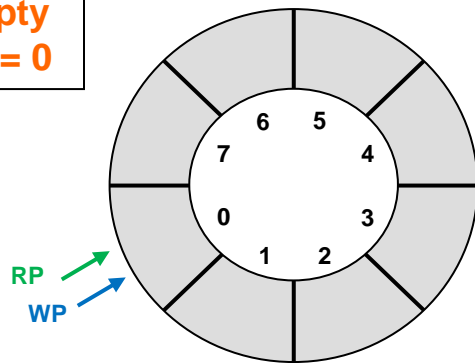


$$\text{DEPTH} = (\text{WP-RP}) \text{ _____}$$

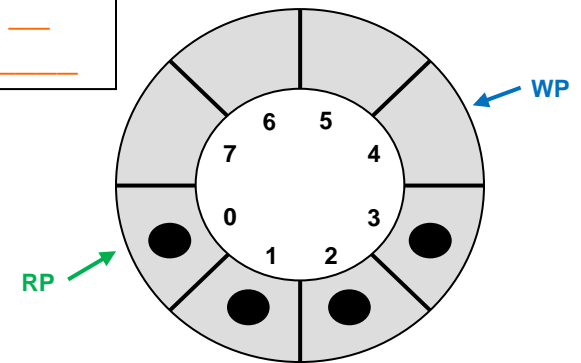
# Computing Distance

- Depth = (WP - RP) mod 8

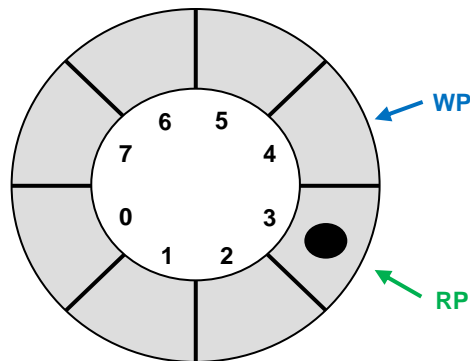
FIFO Initially Empty  
 $D = WP - RP = 0 - 0 = 0$



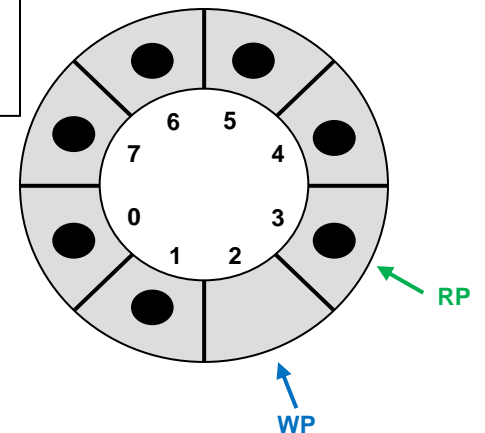
FIFO Depth = \_\_\_\_  
 $D = WP - RP = \underline{\hspace{2cm}}$



FIFO Depth = \_\_\_\_  
 $D = WP - RP = \underline{\hspace{2cm}}$



FIFO Depth = \_\_\_\_  
 $D = WP - RP$   
 $= \underline{\hspace{2cm}}$



# ROB Dispatch for Rs

- \$2 is needed by dispatch, which ROB entry should be selected as the producer?
- We want the \_\_\_\_\_ producer
  - Prof. Puvvada would say "the most \_\_\_\_\_ (youngest) of our \_\_\_\_\_ (those before us)"

## Scenario 0

Top (rp) →

	Valid	Rd	RegWrite
0	0	0	1
1	0	\$2	1
2	0	0	0
3	1	\$1	1
4	1	\$2	1
5	1	\$15	1
6	1	\$2	1
7	1	\$12	1
8	1	\$2	0
9	1	\$7	0
10	0	\$13	1
11	0	0	1
12	0	\$4	0
13	0	\$2	1
14	0	0	1

Bottom (wp) →

## Scenario 1

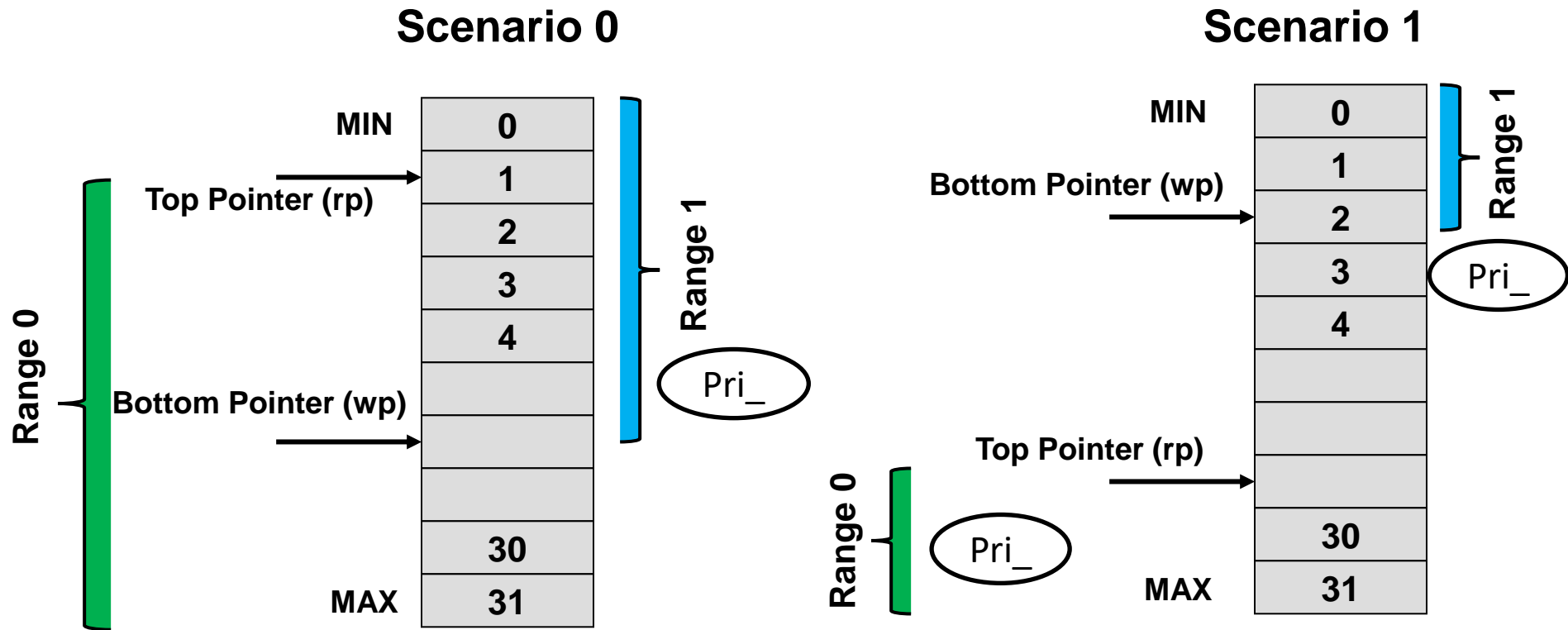
Bottom (wp) →

	Valid	Rd	RegWrite
0	1	0	1
1	1	\$2	1
2	1	\$10	1
3	0	\$1	0
4	0	\$21	1
5	0	\$12	1
6	0	\$2	0
7	0	\$15	1
8	0	\$22	1
9	1	\$7	1
10	1	\$13	0
11	1	\$2	1
12	1	\$1	1
13	1	\$2	0
14	1	\$3	1

Top (rp) →

# Dealing with Wrapping

- Consider ranges: **RP to MAX** and **MIN to WP**

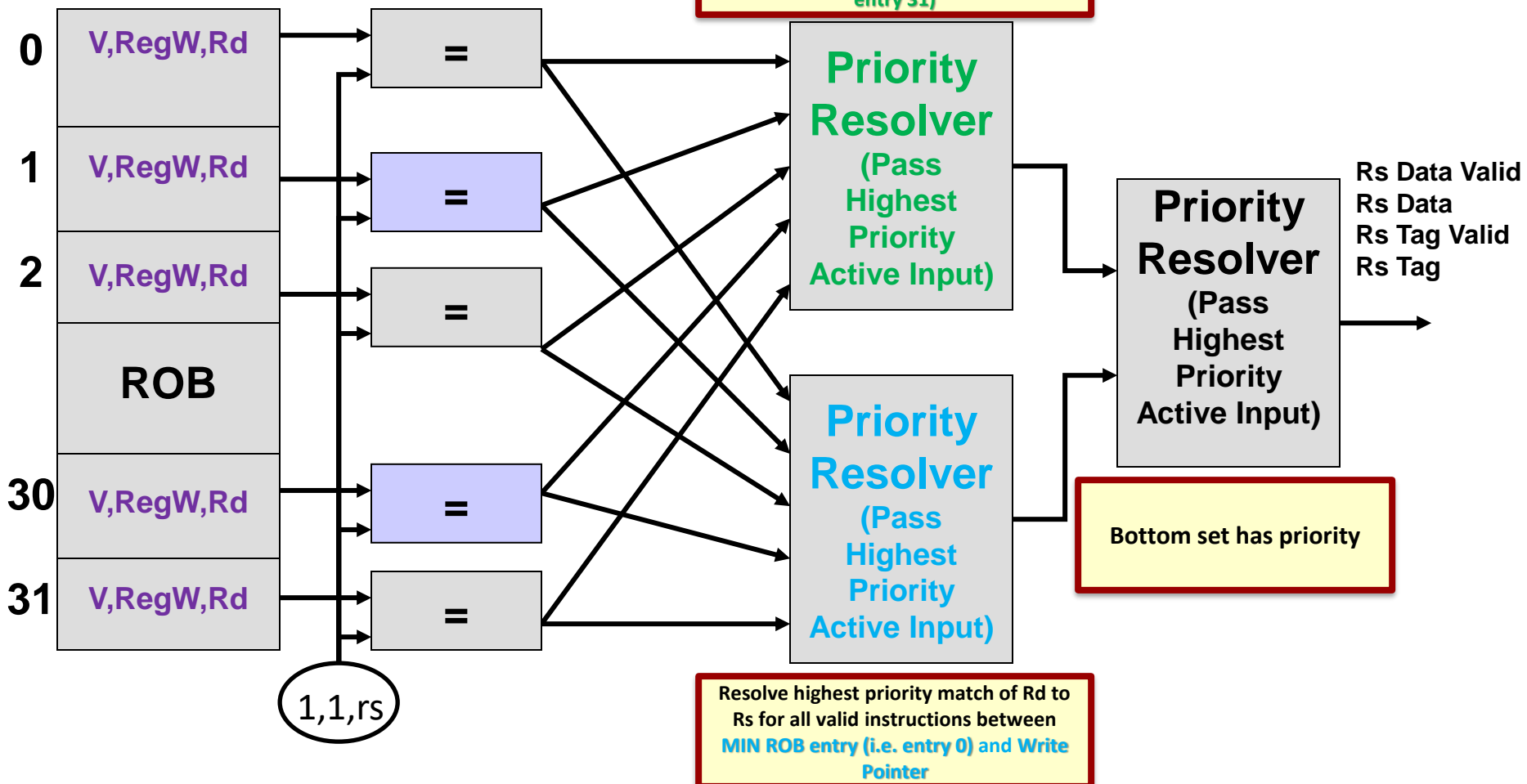


In each scenario, which set should be given higher priority of selection to forward the value of a particular register?

# ROB Dispatch for Rs

Need similar logic for Rt

Rd, RdTag, Instruction  
Valid, Instruction  
completed, RdData

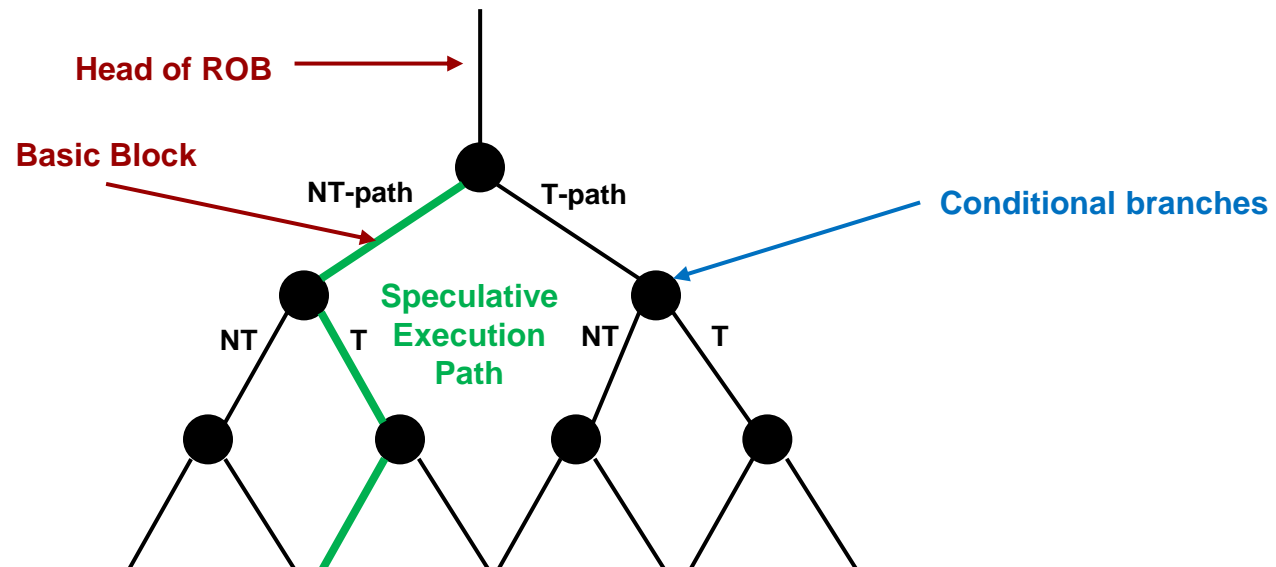


Avoiding stalls for control hazards

# BRANCH PREDICTION AND SPECULATIVE EXECUTION

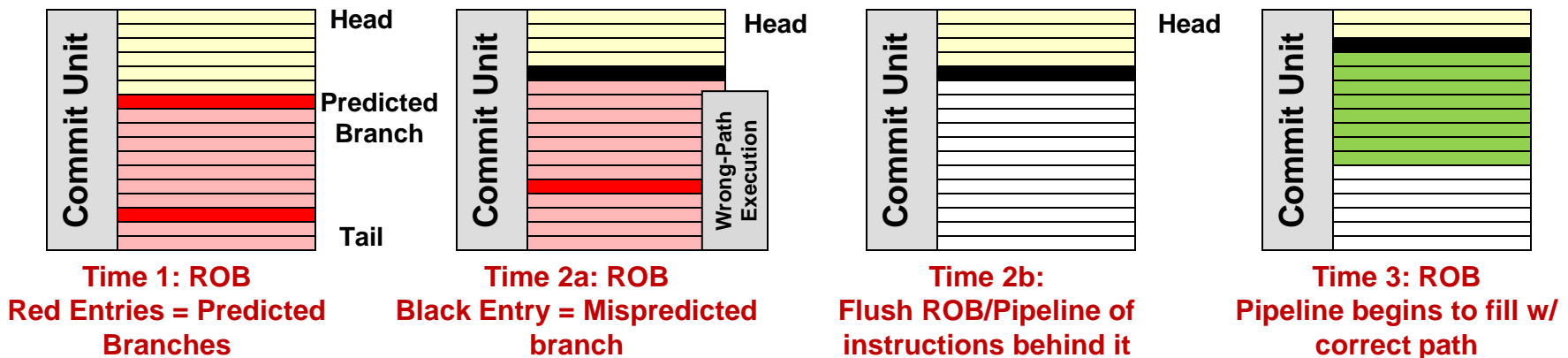
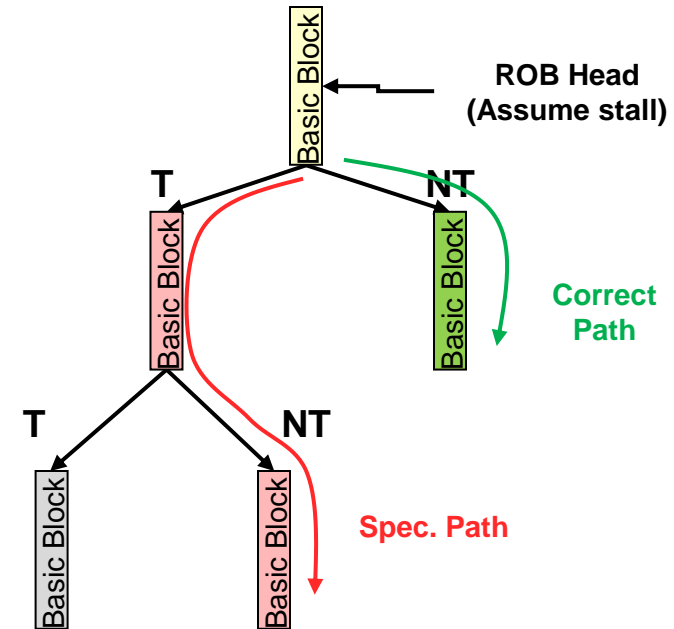
# Branch Prediction + Speculation

- To keep the backend fed with enough work we need to \_\_\_\_\_ a branch's outcome and perform " \_\_\_\_\_ " execution beyond the predicted (unresolved) branch
  - Roll back mechanism (flush) in case of misprediction



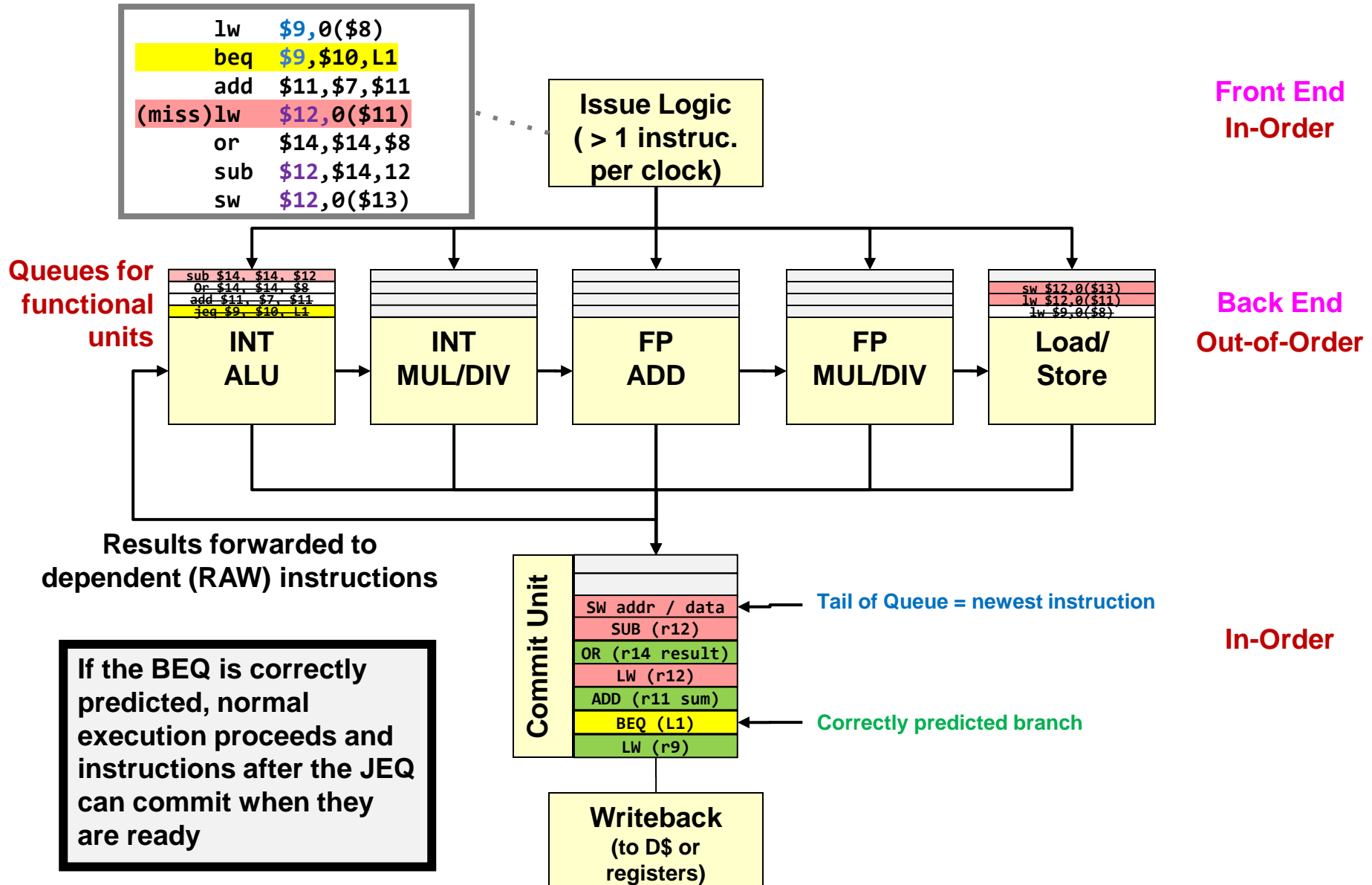
# Speculation Example

- Predict branches and execute most likely path
  - Flush ROB entries and issue queues after the mispredicted branch
  - Need good prediction capabilities to make this useful

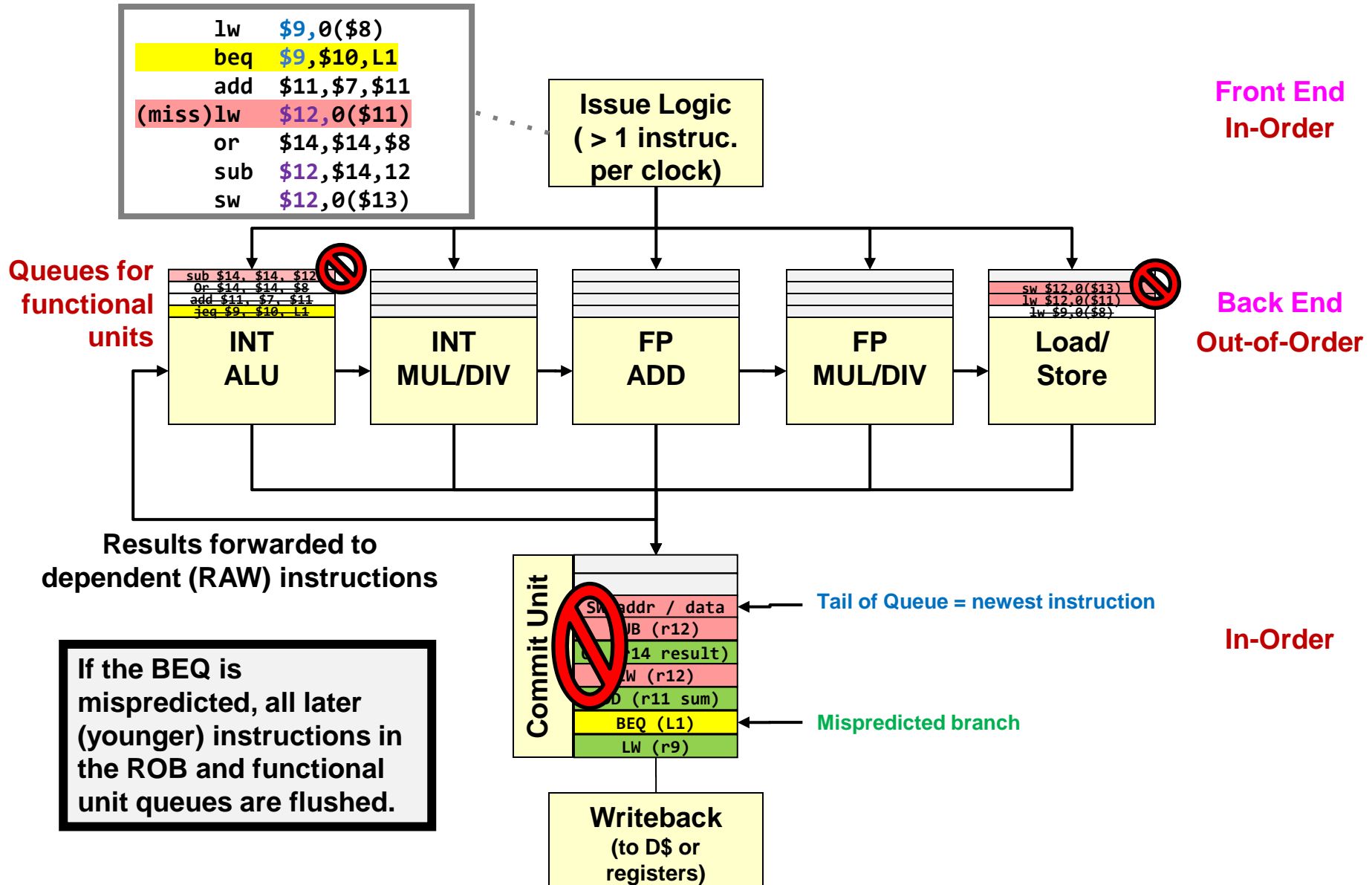




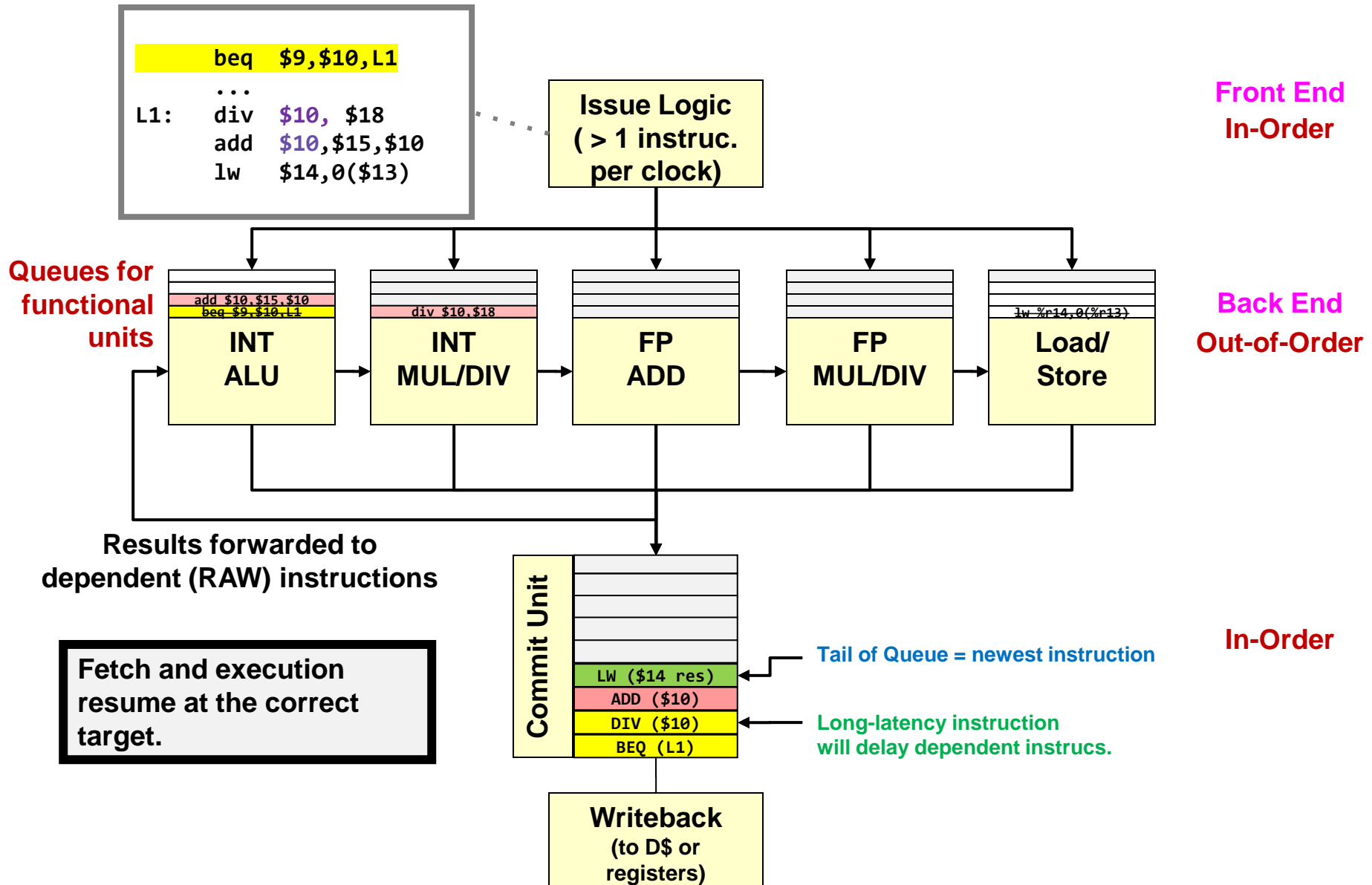
# Case 1: Correct Prediction



# Case 2a: Incorrect Prediction



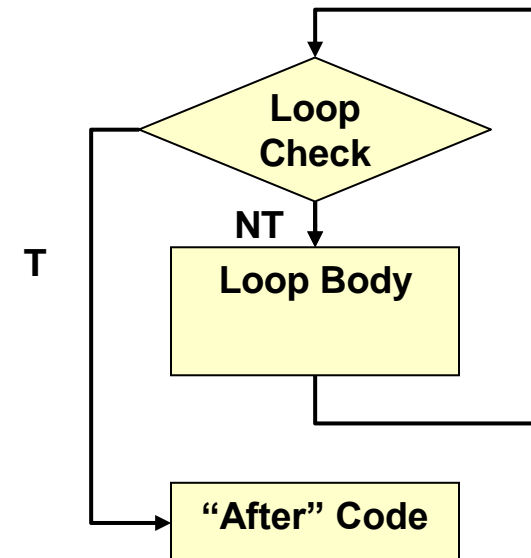
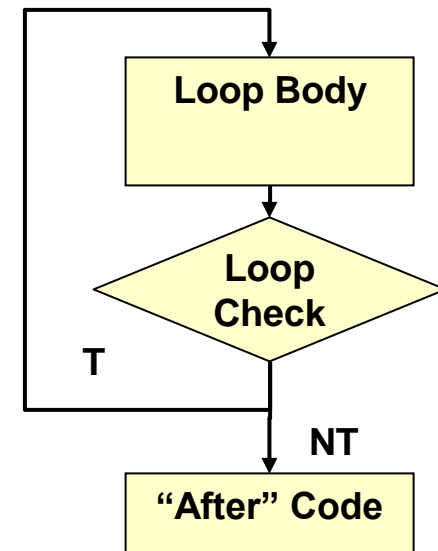
# Case 2b: Incorrect Prediction



# Making Predictions

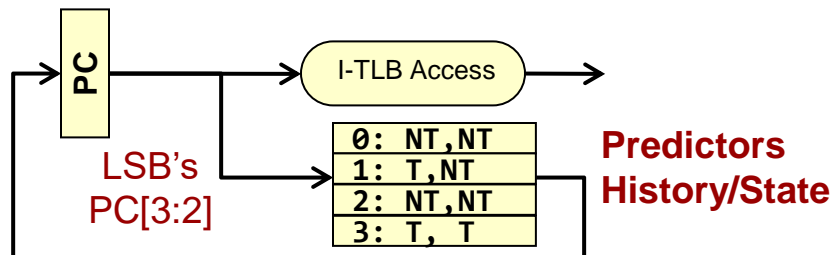
- Many branches have highly predictable behaviors (think loops)
- Static Predictors:** Generated by the \_\_\_\_\_ for an ISA that supports prediction hints in the machine code of a branch
- Dynamic Predictors:** \_\_\_\_\_ can keep statistics on some number of recent branches to help predict their outcomes

```
int i=50;  
do {  
    // body  
} while (--i != 0)
```



# Dynamic Branch Outcome Prediction

- Keep some "history" of branch outcomes and use that to predict the future
- Keep a table indexed by LSB's of PC with the current prediction
- Questions:
  - What history should we use to predict a branch?
  - How much history should we use/keep to predict a branch?



```
0x418 bne $5,$6,L1
      add $2,$3,$4
      lw  $8,0($5)
0x424 beq $9,$0,L2
```

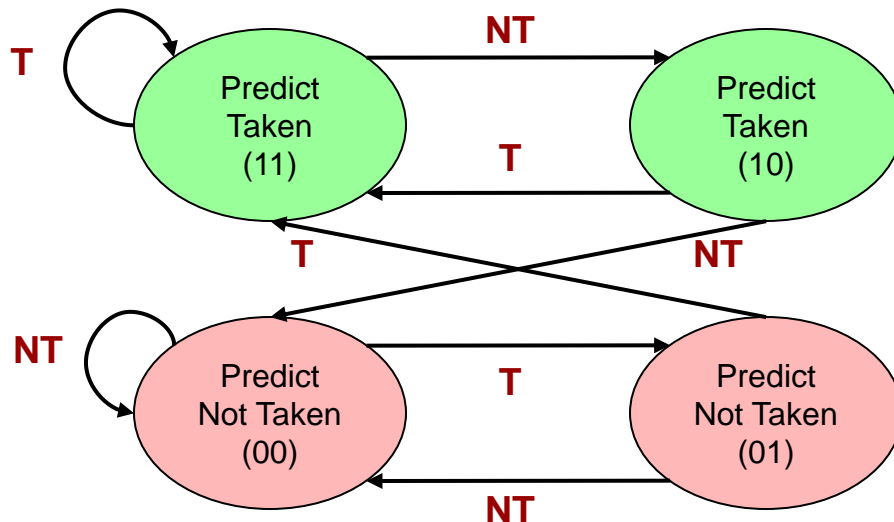
# Dynamic Local Predictors

- How much history do we need to keep?
- 1-bit predictor per branch = Last outcome of the branch used to predict next outcome
  - Problem: When wrong once will often be wrong \_\_\_\_\_
  - Highlighted BNE will be T, T, ... T, NT, T, T, ... T, NT, T, T, ...
    - NT only every 50 iterations
  - 1-bit predictor will say T when bne is NT, then update to NT and be wrong again the next time when bne is T again

```
        addi $a0,$0,10
LOOP1:  addi $a1,$0,50
LOOP2:  ...
        addi $a1,$a1,-1
        bne  $a1,$0,LOOP2
        addi $a0,$a0,-1
        bne  $a0,$0,LOOP1
```

# 2-bit Predictor

- Solves the problem of 2 mispredictions at the end of a loop
- Keep current prediction (e.g. T) until mispredicted twice in a row (e.g. NT, NT)
  - Require 2 bits for 4 cases of last 2 outcomes
- More than 2-bits does not yield much better accuracy



Assume we start in Predict T state, how many mispredictions will each sequence cause?

					<u>Mispredicts</u>
1.)	T	T	NT	T	1
2.)	NT	T	NT	NT	3
3.)	NT	NT	T	T	4
4.)	NT	NT	NT	NT	2
5.)	NT	T	NT	T	2

# Local vs. Global History

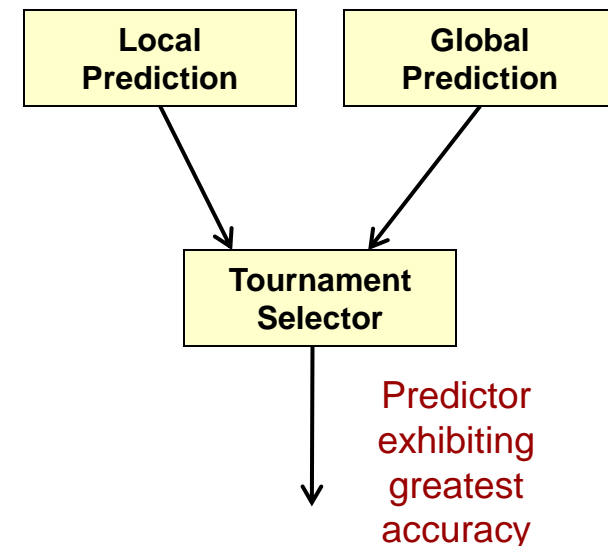
- What history should we look at?
  - Should we look at just the previous executions of only the particular branch we're currently predicting or at \_\_\_\_\_ branches as well
- Local History: The previous outcomes of that branch only
  - Usually good for loop conditions
- Global History: The previous outcomes of the last  $m$  branches in time (other branches included)

```
do {  
    if(x == 2) { ... }  
    if(y == 2) { ... }  
    if(x != y) { ... } // Better:  
                        // Local or Global  
}  
while (i > 0);         // Better:  
                        // Local or Global
```



# Tournament Predictor

- Dynamically selects when to use the global vs. local predictor
  - Accuracy of global vs. local predictor for a branch may vary for different branches
  - Tournament predictor keeps the history of both predictors (global or local) for a branch and then selects the one that is currently the most accurate

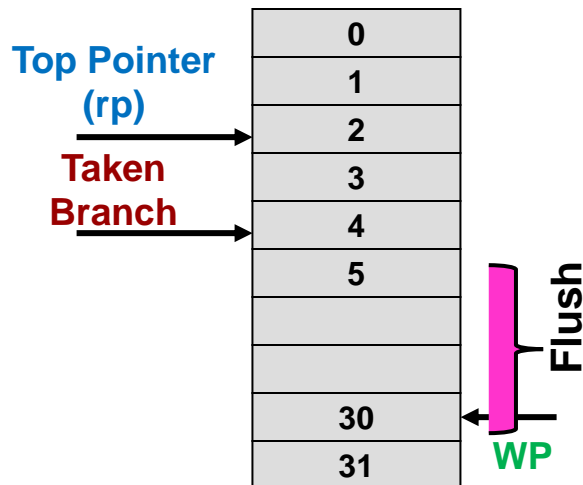


Supporting Speculative Execution

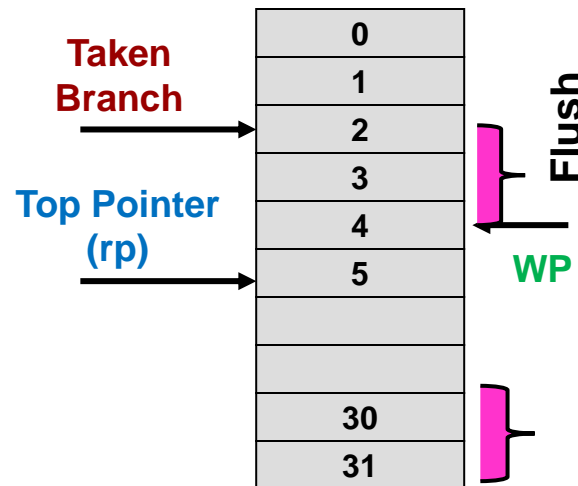
# SELECTIVE FLUSHING

# Flushing Mechanism

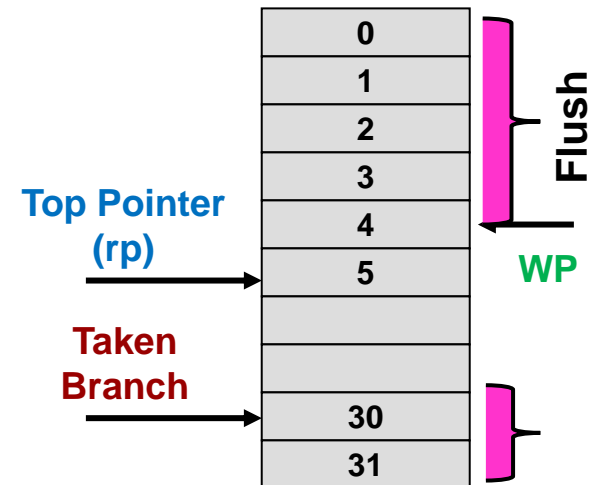
- When we mispredict, we need to flush executed instructions in the \_\_\_\_\_ and not-yet-executed instructions in the \_\_\_\_\_
- To do so, we provide the following to the backend (ROB, Issue queues):
  - A 'flush' command signal
  - Current Top of ROB
  - **Depth of the Branch Instruction**
- All instructions in the backend (as well as the ROB) with depth \_\_\_\_\_ than the successful branch need to leave (be flushed)



$$\text{Flush Depth} = 2 = (4-2)$$



$$\text{Flush Depth} = 29 = (2-5) \bmod 32$$



$$\text{Flush Depth} = 25 = (30-5) \bmod 32$$

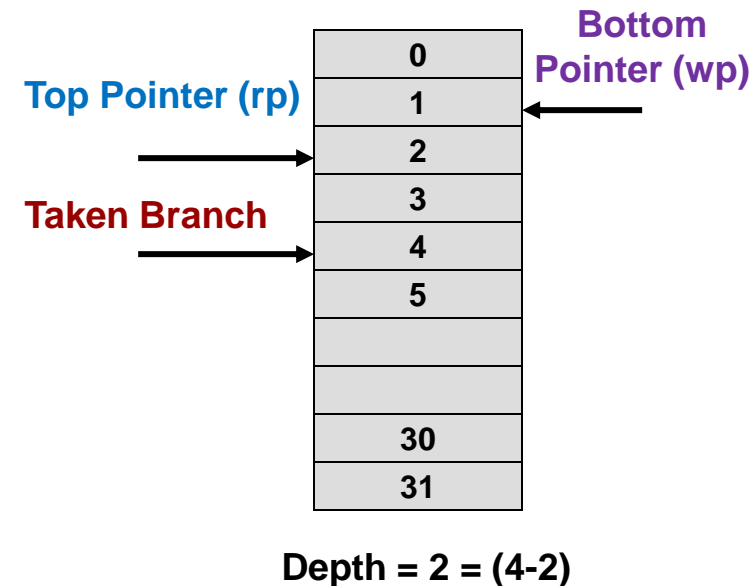
# Selective Flushing for Branch Misprediction

- Paper token analogy
  - Say the store is going to close in 20 min. and they noticed too many people are waiting
  - They may announce that they will serve up to token #72 and people having tokens after that may leave now
- If the last token pulled is 92, then people with tokens #73 to #92 will leave
- If the last token pulled is #32, then people with tokens \_\_\_\_\_ and \_\_\_\_\_ will leave
- Because of the circular nature of the tokens/ROB FIFO mechanism, one cannot simply compare his token with #72 to decide whether to stay or leave
- Leave if you are more than 20 people away from current person being served (i.e. #52)



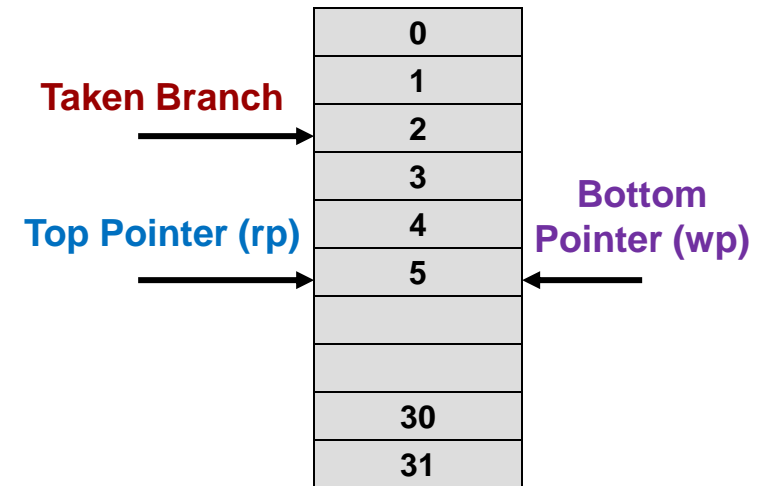
# Selective Flushing for Branch Misprediction

- Anyone with greater depth (distance from top pointer) than the branch should leave
- Suppose the bottom (WP) is at 1
  - Is it (ROB) full? Yes / No
  - Total Populated Area = 1 / 31 / 32
- Who should leave (be flushed)?
  - Those with distance
  - Note: #1 is empty



# Selective Flushing for Branch Misprediction

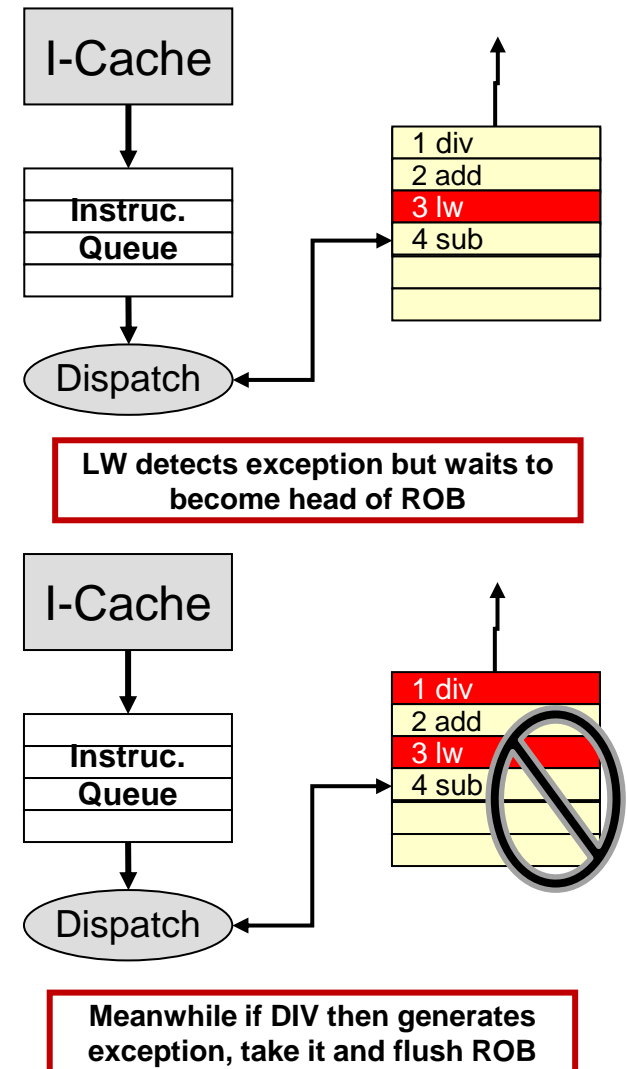
- Who should leave in this scenario?



$$\text{Flush Depth} = 29 = (2-5) \bmod 32$$

# Precise Exceptions

- Only handle exceptions from an instruction that is at the head of the ROB
  - It may have detected the exception case while executing but stored necessary info in the ROB and \_\_\_\_\_ until it reached the HEAD to actually generate the exception
  - Flush all instructions in the ROB and restart fetching from the exception handler
- Supports PRECISE exception model!



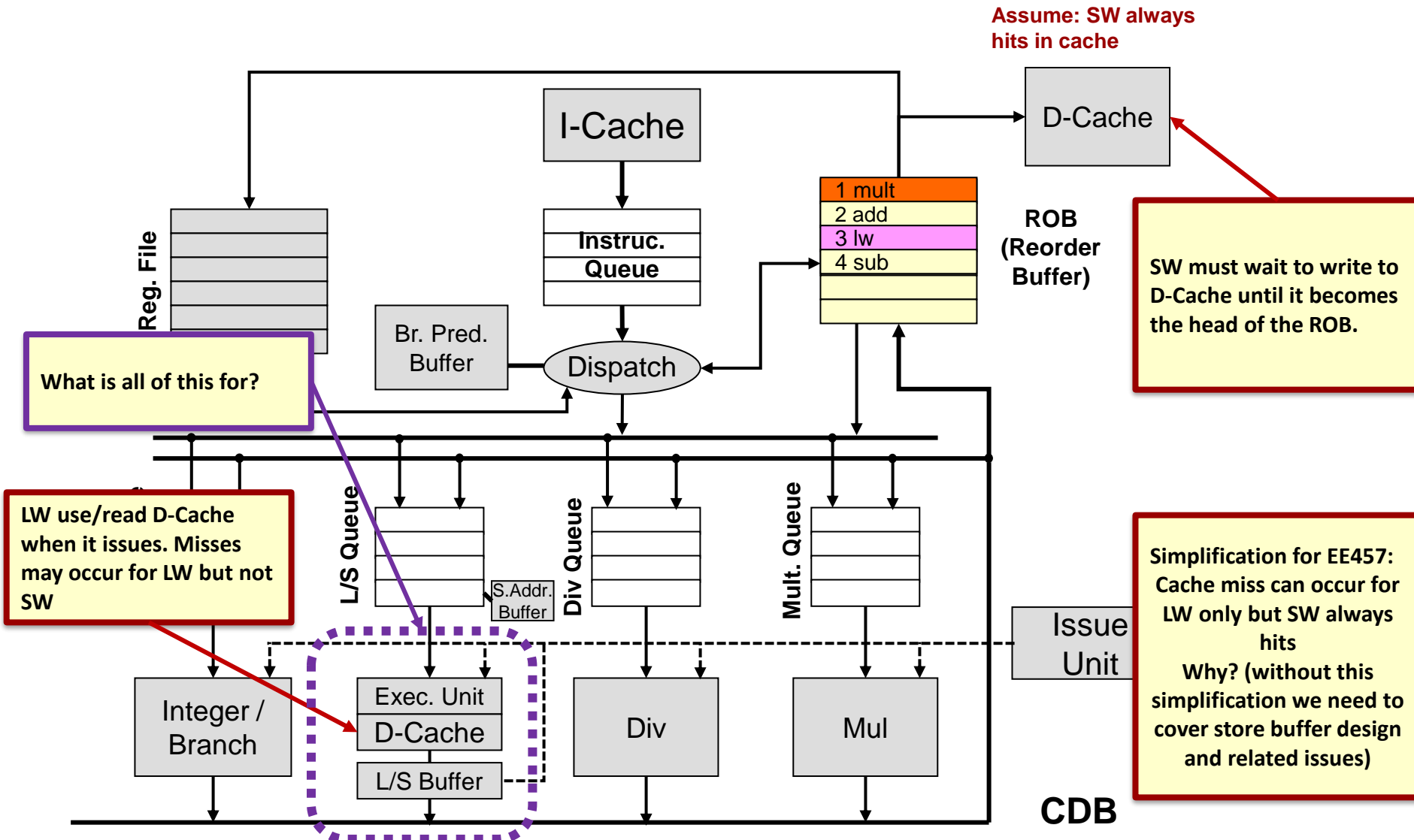
# MEMORY DISAMBIGUATION



# Register Hazard Summary

- Recall, RAW hazard for registers was handled by
  - Dependent instructions are given the ROB tag of their **specific producer** to wait on in the backend
  - When the **specific producer** comes on the CDB and announces the value, then the dependent instruction grabs the value
  - Once the dependent instruction has all its sources, it raises its hand to say, "I am ready to go to the execution unit" and waits for the **issue unit** to grant permission
- We must still take care with WAR and WAW hazards for registers, but we do so by taking ROB tags (solves WAR) and In-Order Completion/Writeback (solves WAW)

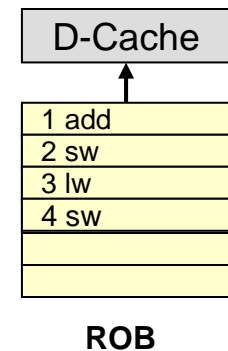
# Tomasulo 2: Memory Assumptions



# RAW, WAR, WAW for Memory

- We said hazards may occur in memory
- WAR and WAW hazards are handled through In-Order Completion
  - R = Read = LW (load word)
  - W = Write = SW (store word)
- An 'LW' reads cache in the execution unit before going to ROB
- An 'SW' writes into cache (i.e. commits) when it reaches the "top" of ROB (meaning it became the oldest instruction)

```
// Dependency?  
SW $2, 0($5)  
LW $8, 0($5)  
  
// Dependency?  
SW $2, 1000($4)  
LW $3, 0($6)
```

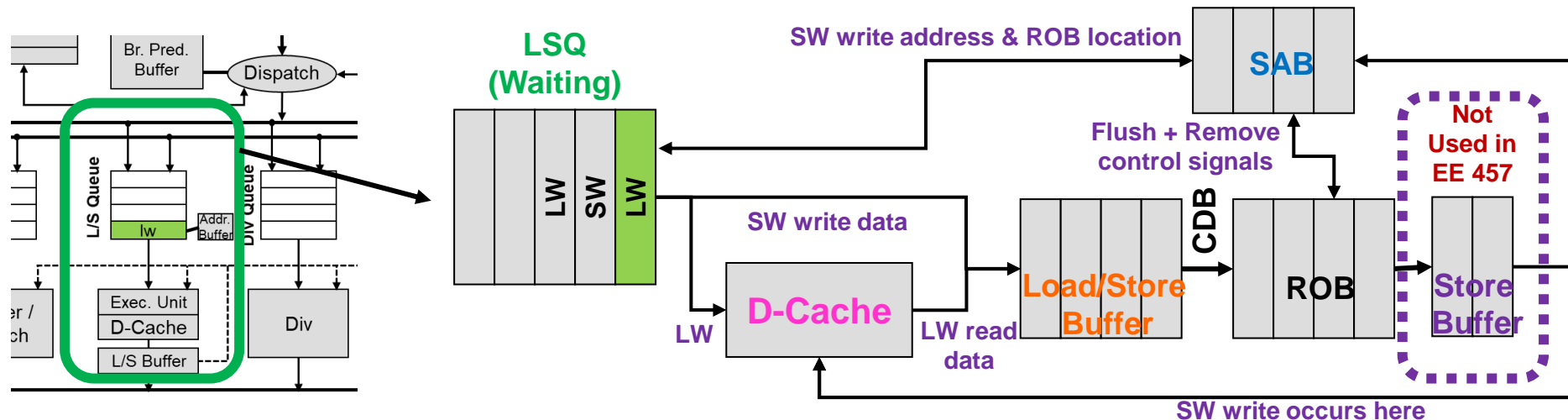


Reorder Buffer and  
In-order  
Completion solve  
WAW (and helps  
with WAR)

# Meet the Components

**Load Store Queue (LSQ)** – Holds Loads and Stores until they have their requisite source operands and issues them.

**Store Address Buffer (SAB)** – Holds pending stores addresses and ROB tags to help solve memory hazards (disambiguation) and allow LWs in the LSQ to issue as early as possible



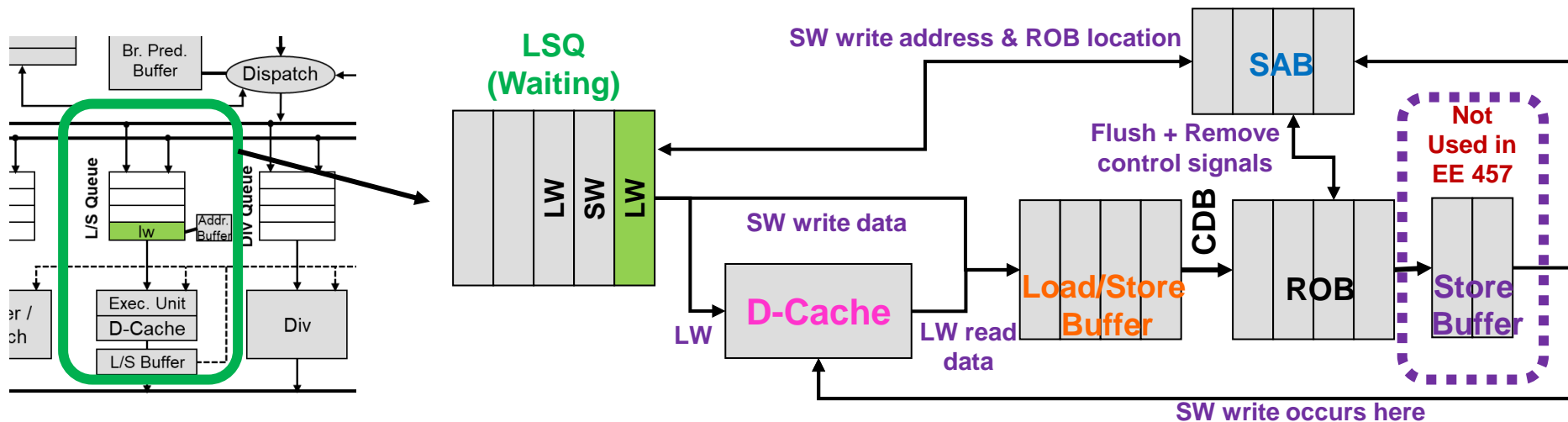
**Cache** – Assume misses are allowed for LW but we assume all SWs hit (to avoid the need for the Store Buffer)

**Load/Store Buffer (LSB)** – Since latency of a LW is unknown (due to cache miss), this aides scheduling for writing to the ROB over the CDB. Stores also use it to give a common I/F to the ROB

**Store Buffer (SB)** – Not Used in EE 457 – Helps if SW misses in cache to allow ROB to keep committing junior instructions

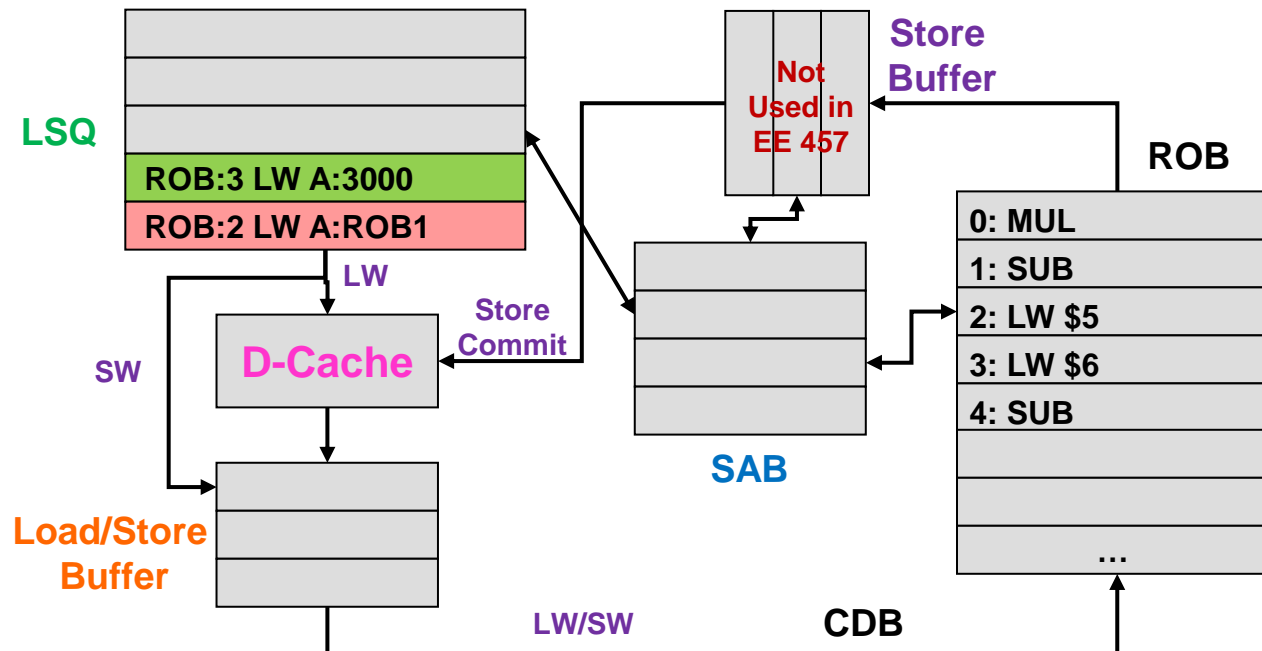
# A Few More Notes

- LW accesses **cache** and result is written into **Load/Store Buffer**
- SW does not access memory while getting issued from LSQ and goes to **SAB** (see next bullet) and the **Load/Store buffer** directly, then on to the ROB
- Whenever SW issues, its **write address** and ROB location are stored in the **Store Address Buffer** (for fast detection of latest SW before a LW)
- Once an SW is committed from the top of the ROB its entry in the **Store Address Buffer** is cleared



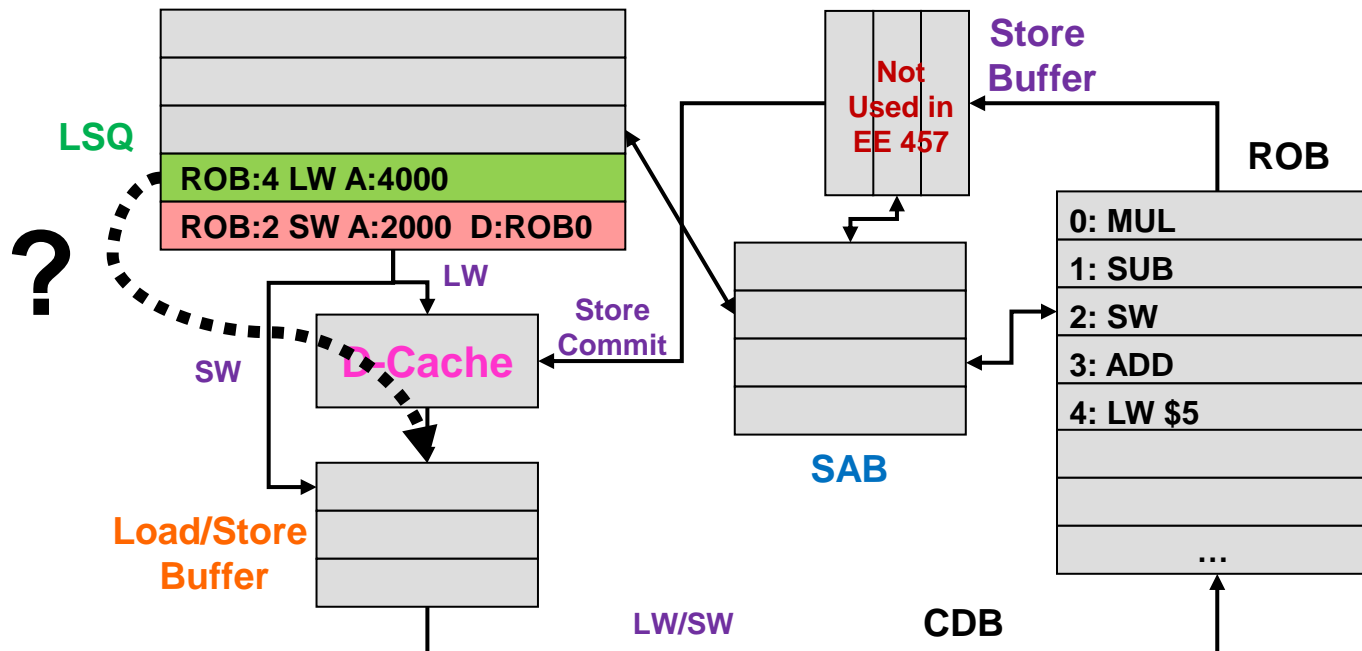
# LW Issue (1)

- Can LW (ROB2) issue/execute?
  - \_\_\_\_\_. Must know its \_\_\_\_\_.
- Can LW (ROB3) skip ahead of LW (ROB2) and issue/execute?
  - \_\_\_\_\_, LW can skip other \_\_\_\_\_ even with \_\_\_\_\_ addresses



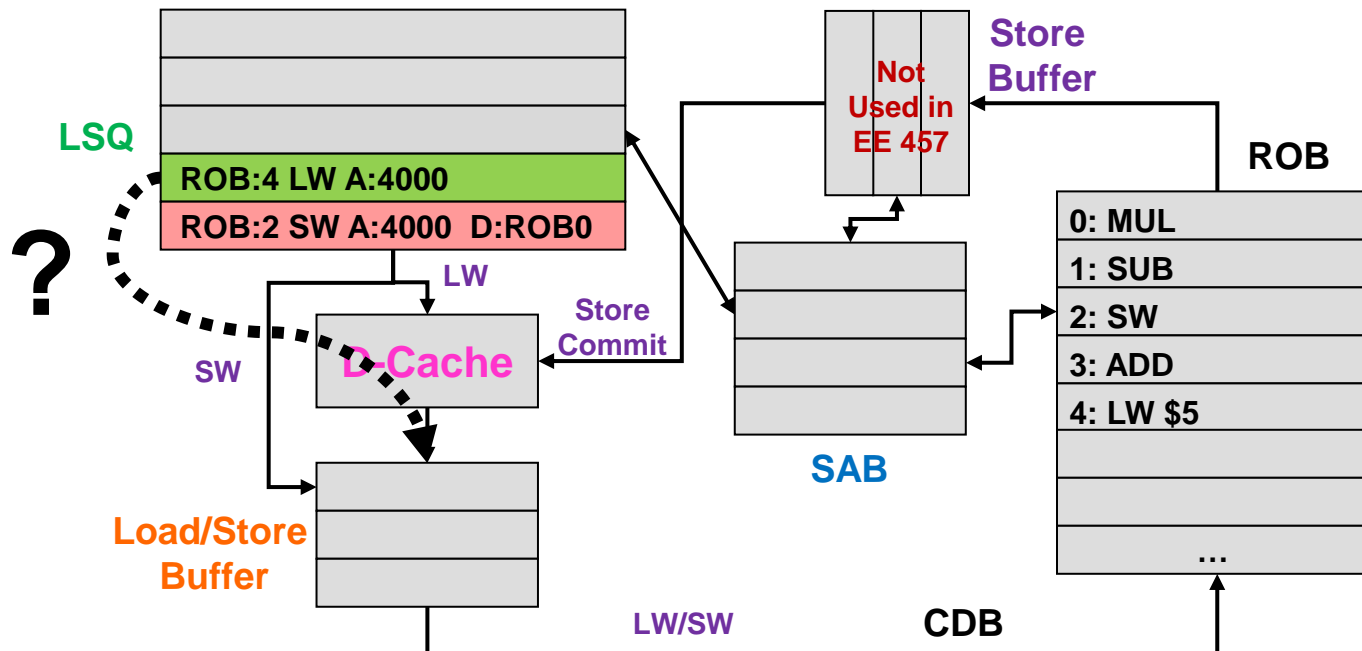
# LW Issue (2)

- Can LW (ROB4) skip ahead of SW (ROB2) and issue/execute?
  - \_\_\_\_\_, as long as the addresses are \_\_\_\_\_, LW can issue ahead of a SW



# LW Issue (3)

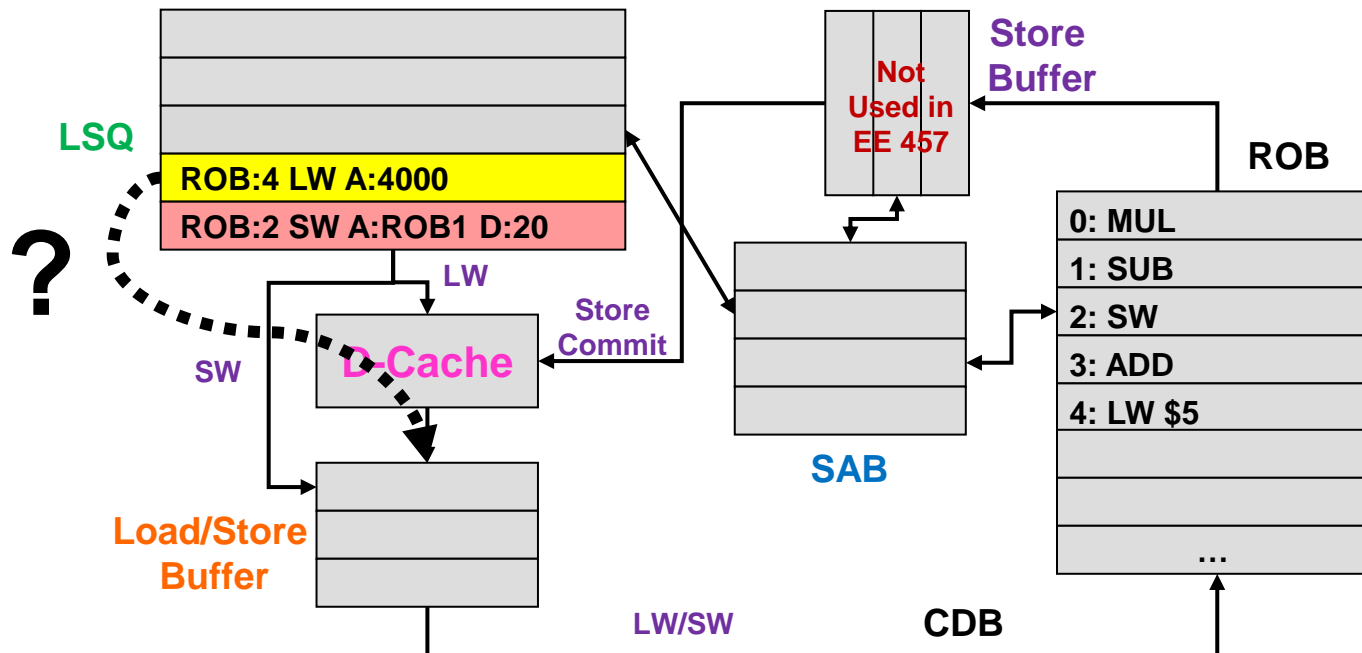
- Can LW (ROB4) skip ahead of SW (ROB2) and issue/execute?  
 – \_\_\_\_\_, SW address \_\_\_\_\_ LW's address creating a \_\_\_\_\_ hazard we must respect





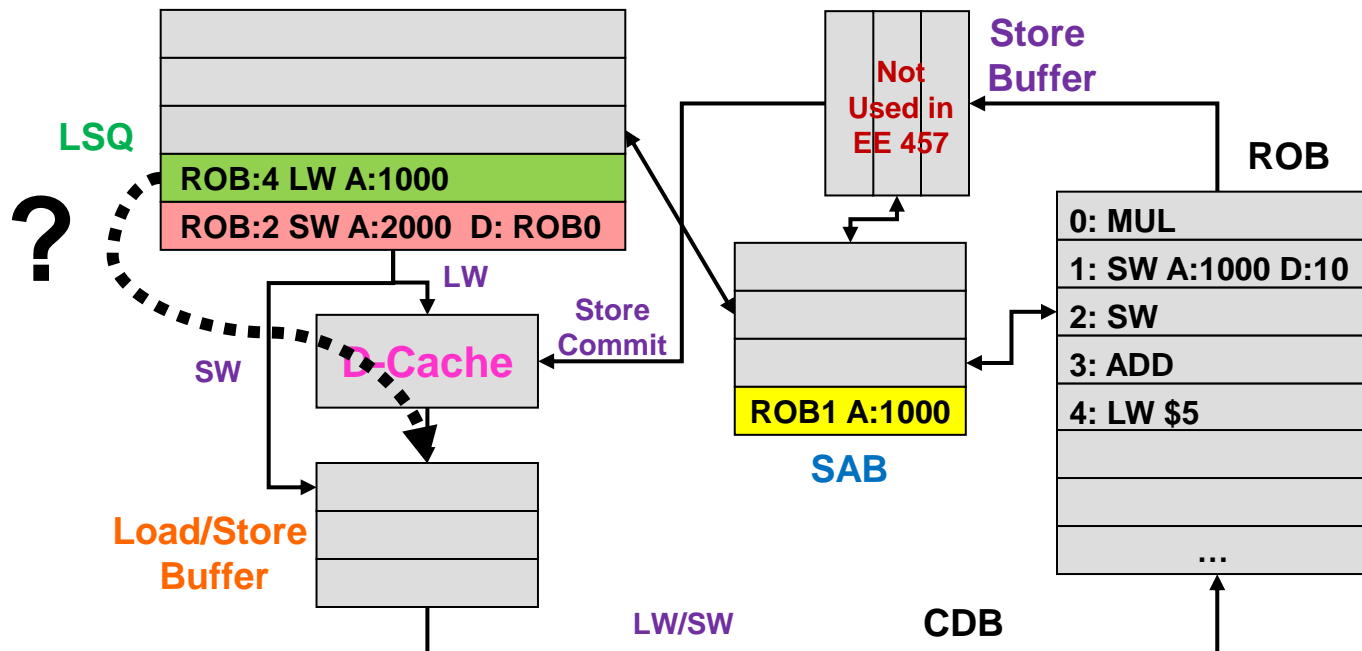
# LW Issue (4)

- Can LW (ROB4) skip ahead of SW (ROB2) and issue/execute?  
 – \_\_\_\_\_. What if SW address ends up being \_\_\_\_\_ which is a \_\_\_\_\_ hazard.



# LW Issue (5)

- Can LW (ROB4) skip issue/execute?
  - No, a SW with the \_\_\_\_\_ address is ahead of us in the ROB (and SAB also records the address to help us search quickly) and has NOT written yet. We must wait for it to write when it reaches head of ROB.
  - Could potentially grab data from ROB but this makes the design more \_\_\_\_\_, though can and is done in most OoO processors.



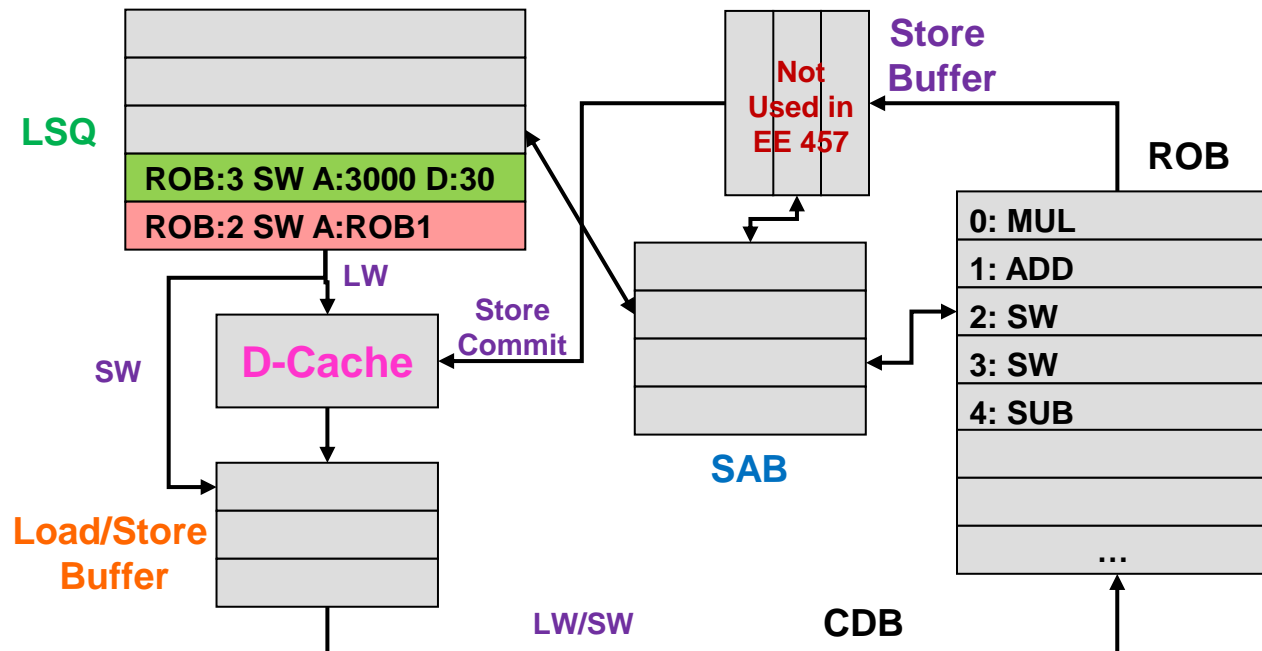
# LW Issuing

- To handle RAW properly an LW must wait in LSQ until:
  - It knows its read address
  - All senior SWs know their write address (SW may be waiting on some earlier instruction for its write address)
- Then either
  - Wait and read data from cache once no earlier (older) SW's are in the LSQ or Store buffer ...OR...
  - **[Not in EE 457]** Get data directly from prior SW (latest of those SW's with matching addresses) out of the Store buffer after the SW had reached the head of the ROB
- We use the "Store Address Buffer" to maintain a record of SW addresses and perform fast comparisons to help waiting LWs determine if there are older SWs in the ROB, Store buffer, etc. and to aide prioritization to find matches and the "youngest" of the "oldest"

//	RAW	Mem	Hazard
SW	\$2,	1000(\$4)	
LW	\$3,	0(\$6)	

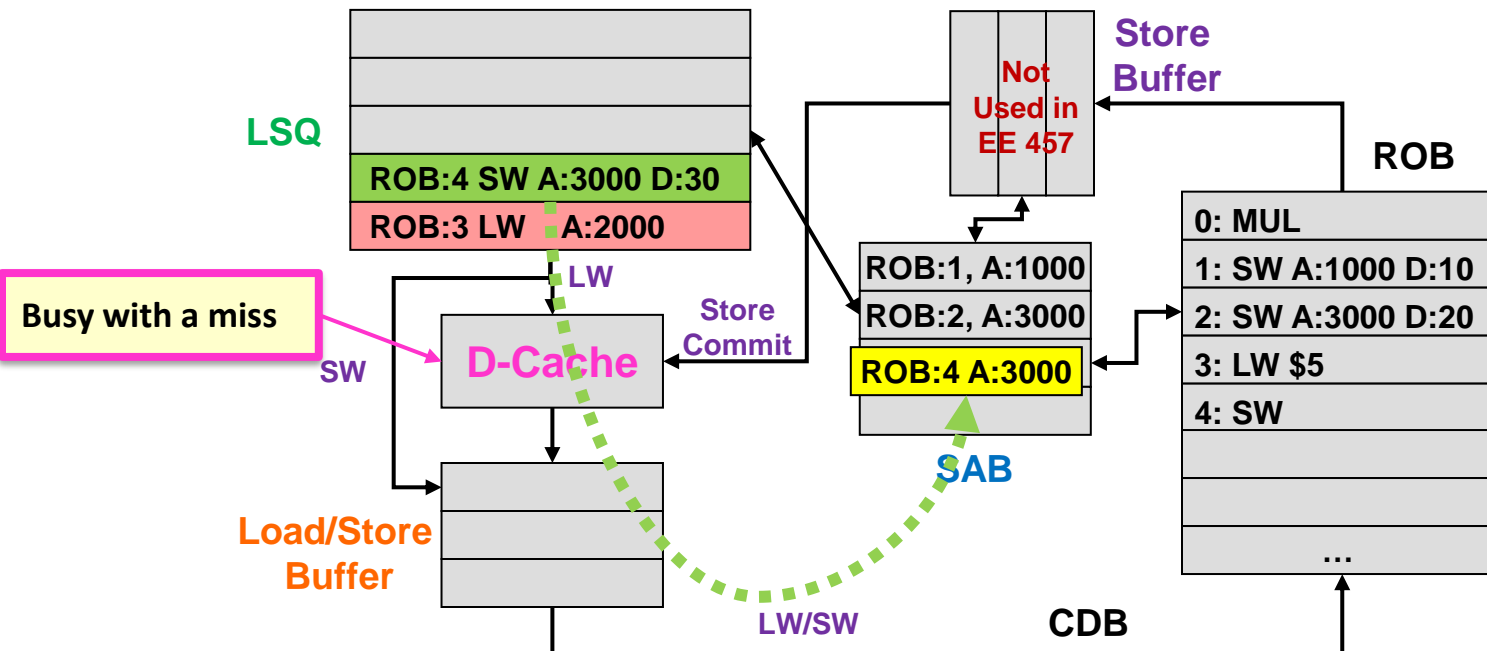
# SW Issue (1)

- Can SW (ROB3) issue/execute ahead of SW (ROB2)?
  - \_\_\_\_\_, even though SW (ROB2) may end up with the same address as SW (ROB3), they only go to the \_\_\_\_\_ and don't write to memory until they reach the \_\_\_\_\_ of ROB. This means they will write \_\_\_\_\_ regardless of when the "issue"/"execute".



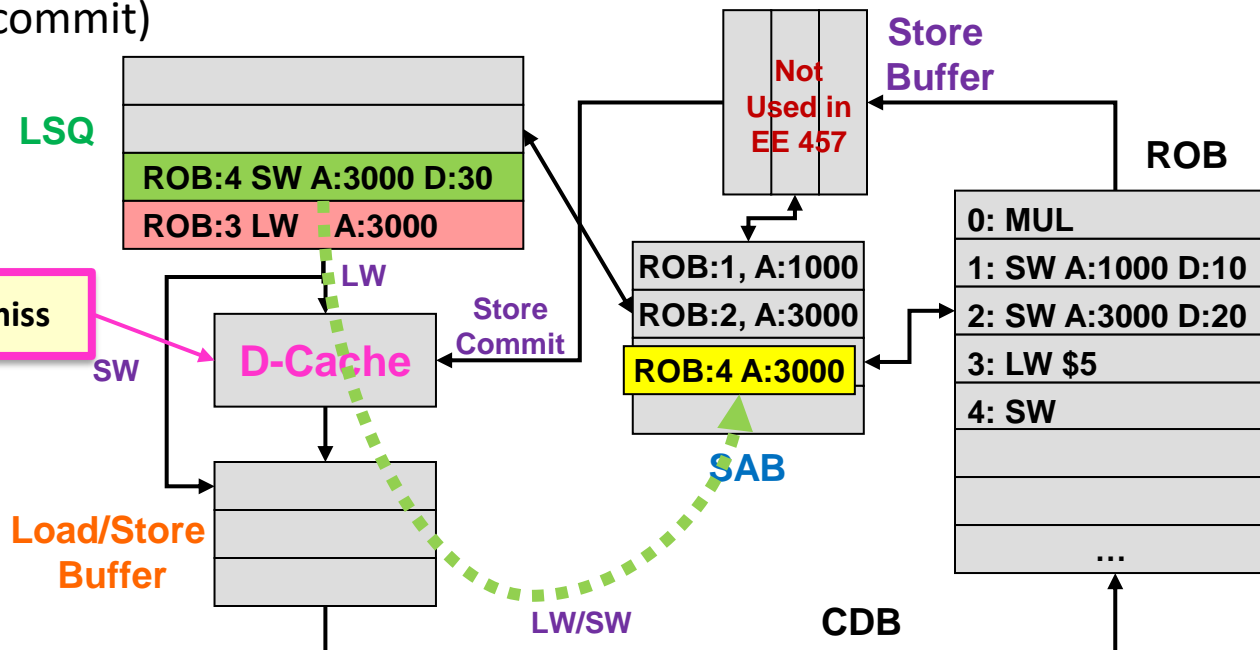
# SW Issue (2a)

- Assume cache is busy with a miss, can SW (ROB4) issue/execute ahead of LW (ROB3)?
  - \_\_\_\_\_, since their addresses are \_\_\_\_\_



# SW Issue (2b)

- Can SW (ROB4) issue/execute ahead of LW (ROB3) with the same address?
- \_\_\_\_\_, this would then hold off the LW from issuing/executing when it sees the match in the SAB (i.e. it will think there is a RAW hazard when its actually a \_\_\_\_\_ hazard)
- Furthermore, if \_\_\_\_\_ address matches in SAB how would LW know whom to get data from? [At the very least it complicates determining it.]
- Could lead to \_\_\_\_\_ if it's waiting on a SW after it but that means that SW will never reach the head of the ROB because LW doesn't execute (and thus does not commit)

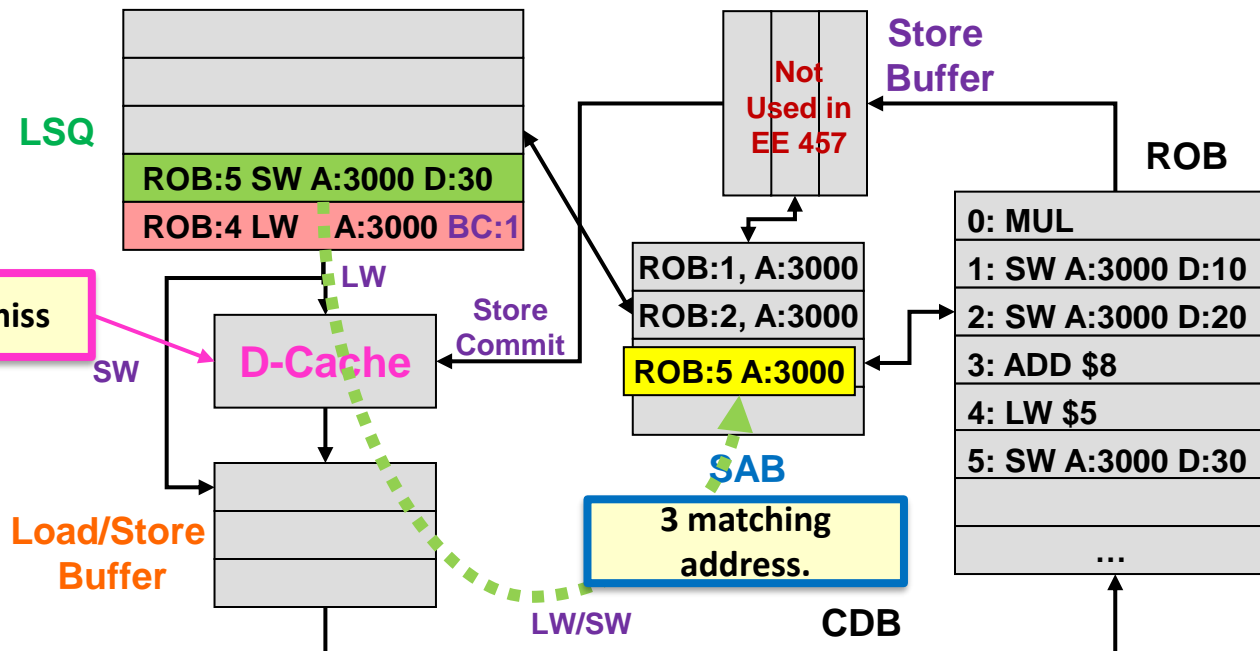


# SW Issuing and Bypassing

- But with a little thinking, we can, in fact, allow \_\_\_\_\_ SWs to bypass a waiting earlier LW by making the LW keep a count (aka \_\_\_\_\_ **count**) of how many bypassing SWs matched its address
- When LW can issue when the number of matches in the SAB equal the number of SWs that bypassed it

# SW Issue (3a)

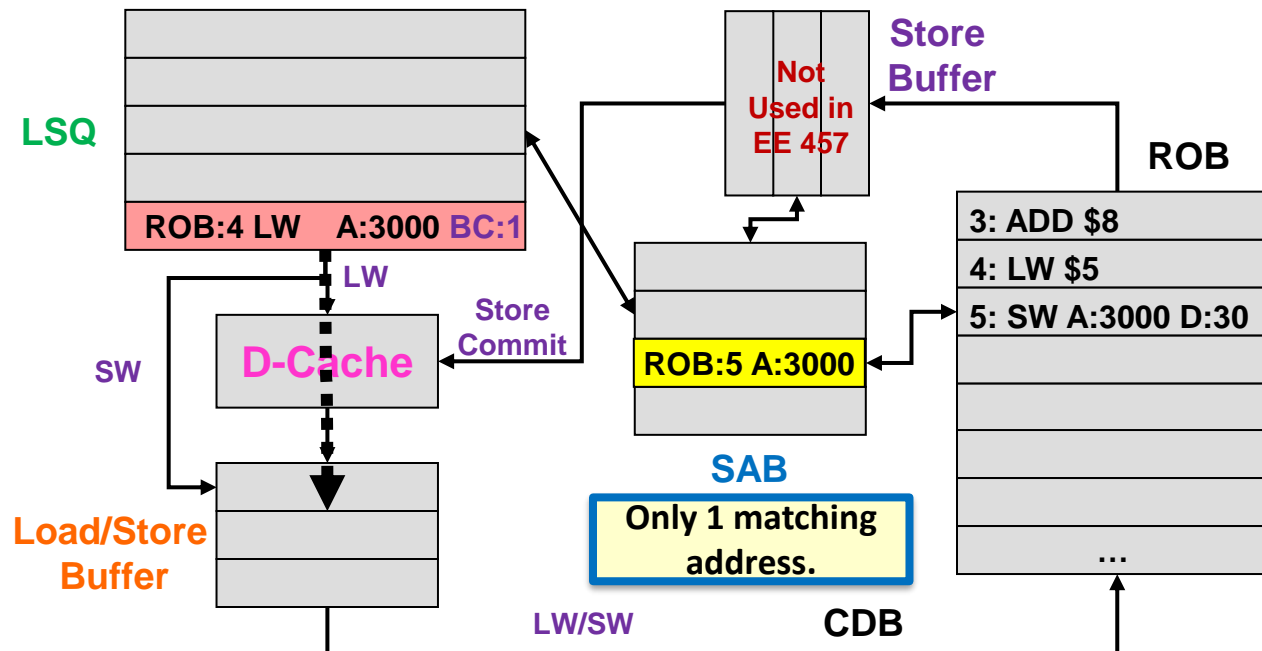
- Now we add a **bypass counter (BC)** to the LSQ entries for LWs
- When a later (junior) SW bypasses (skips ahead of) a LW that matches its address, the LW increments its **bypass counter (BC)**
- Notice currently, LW has two SWs with matching address in front of it and thus must wait for them to write.





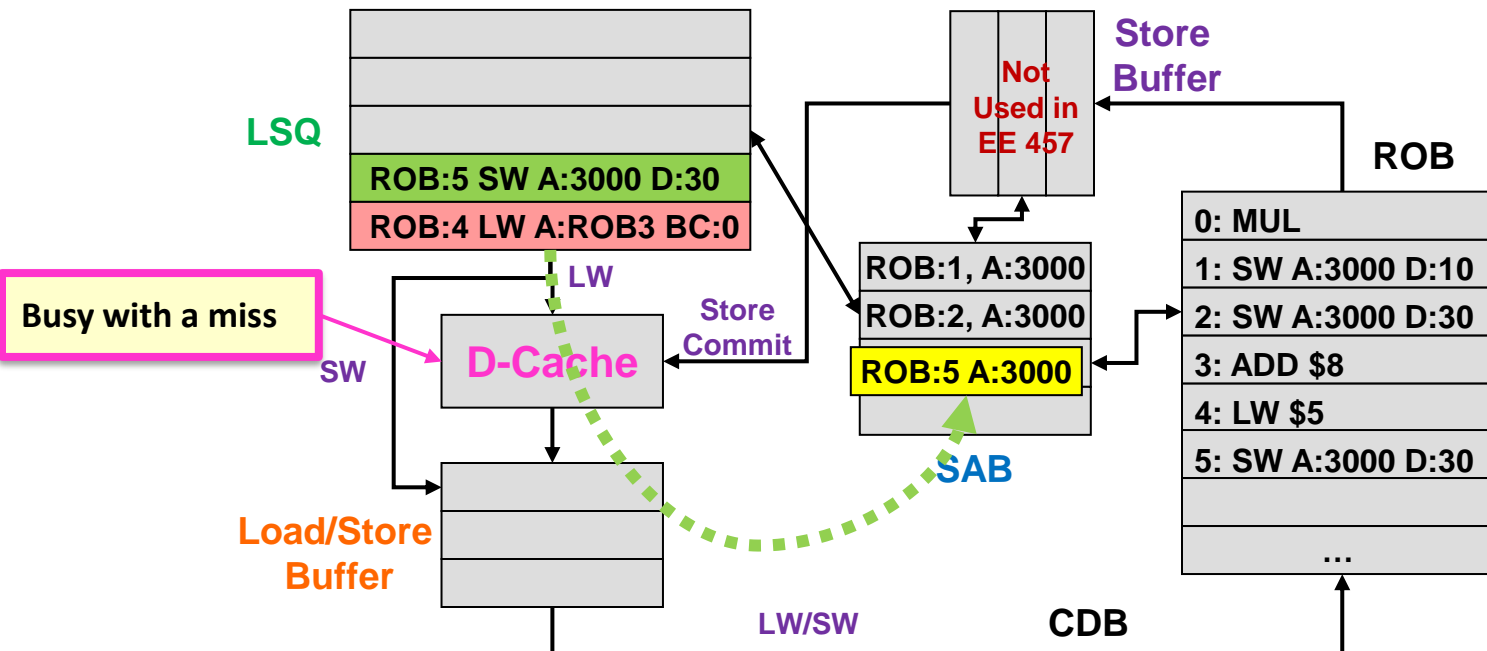
# SW Issue (3b)

- Once the SWs that were ahead of the LW in the ROB commit (and their SAB entries invalidated), the LW can see there is 1 matching address in the SAB which is \_\_\_\_\_ to its bypass counter.
- Thus, the LW can and should execute



# SW Issue (4)

- Can SW (ROB5) bypass the LW in this example?
  - \_\_\_\_\_. Since the LW's address is \_\_\_\_\_. If the SW jumps ahead, the LW does not know if it **should** or **should NOT** increment its bypass counter, leading to incorrect behavior
  - SW can only issue over a LW that \_\_\_\_\_ its address



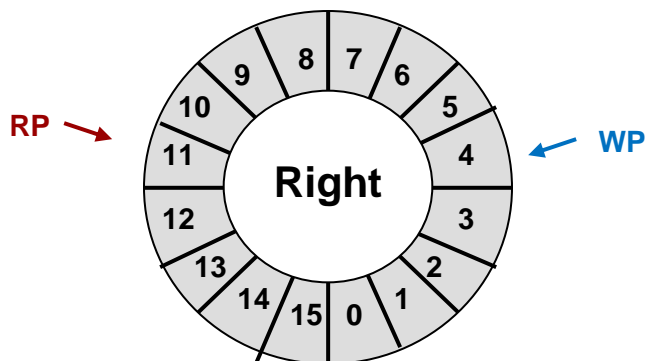
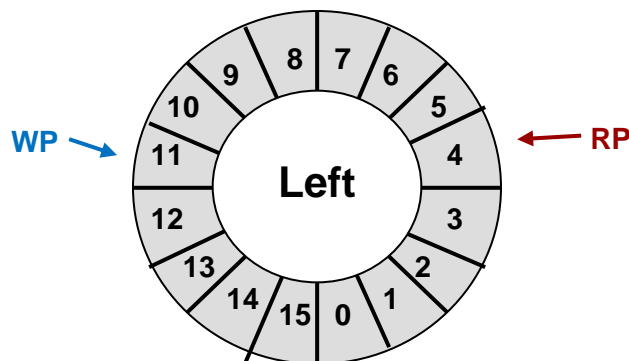
# Store Word Issuing

- An SW can issue when its
  - Write address is known
  - Write data is known
  - No LW in front of it has an unknown address
    - Because LW won't be able to keep track of the count of how many matching SW's bypassed it

# SOME OLD REVIEW PROBLEMS

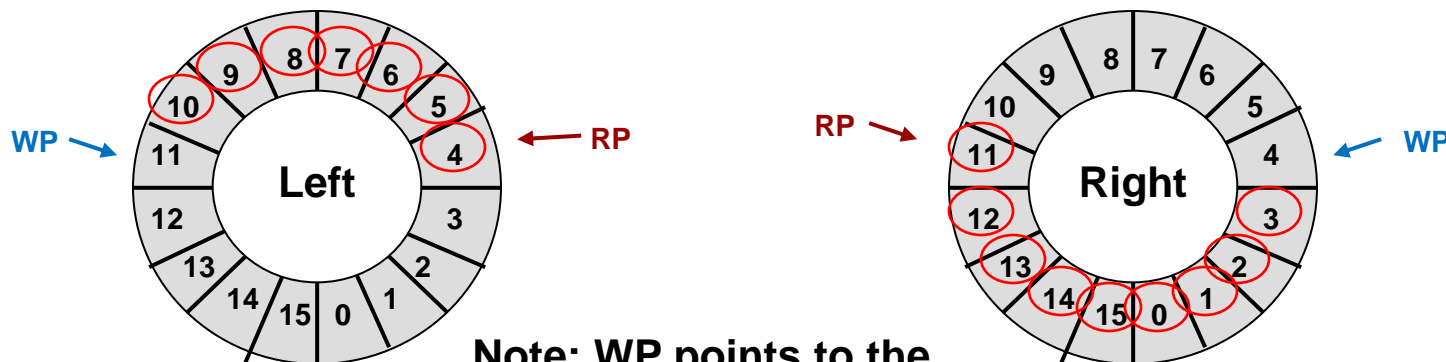
# Spring 2011 Final Exam Question

- In the illustrations below, the ROB is (more / less) than half-full in the left case and is (more / less) than half-full in the right case. The left has \_\_\_\_ locations occupied and the right has \_\_\_\_ locations occupied. WP is (always / sometimes / never) ahead of RP.



# Spring 2011 Final Exam Solution

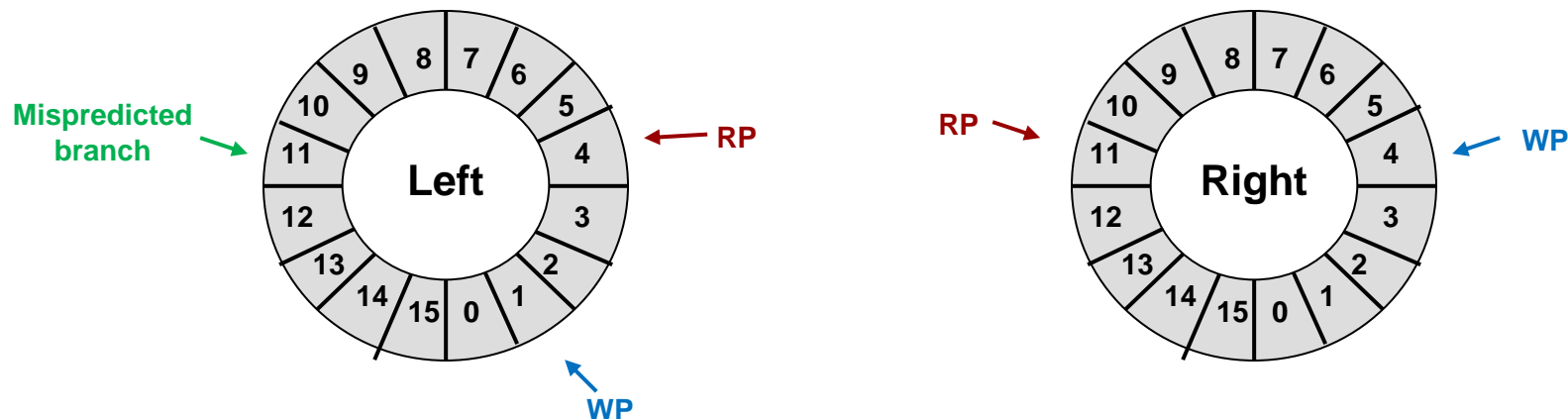
- In the illustrations below, the ROB is (more / **less**) than half-full in the left case and is (**more** / less) than half-full in the right case. The left has **7** locations occupied and the right has **9** locations occupied. WP is (**always** / sometimes / never) ahead of RP.
  - Except on reset when WP=RP



**Note: WP points to the location yet to be written**

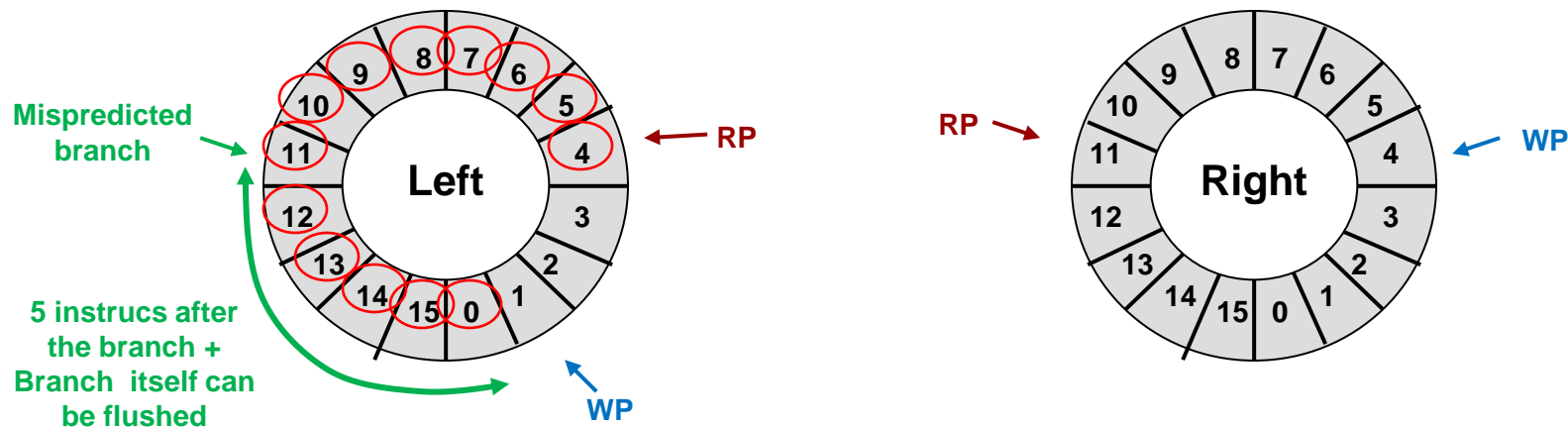
# Spring 2011 Final Exam Question

- If the instruction with ROB Tag 11 is found to be a mispredicted branch, which instructions with what ROB tags would you flush?
- And would you adjust RP or WP or both? And to what value(s)?



# Spring 2011 Final Exam Solution

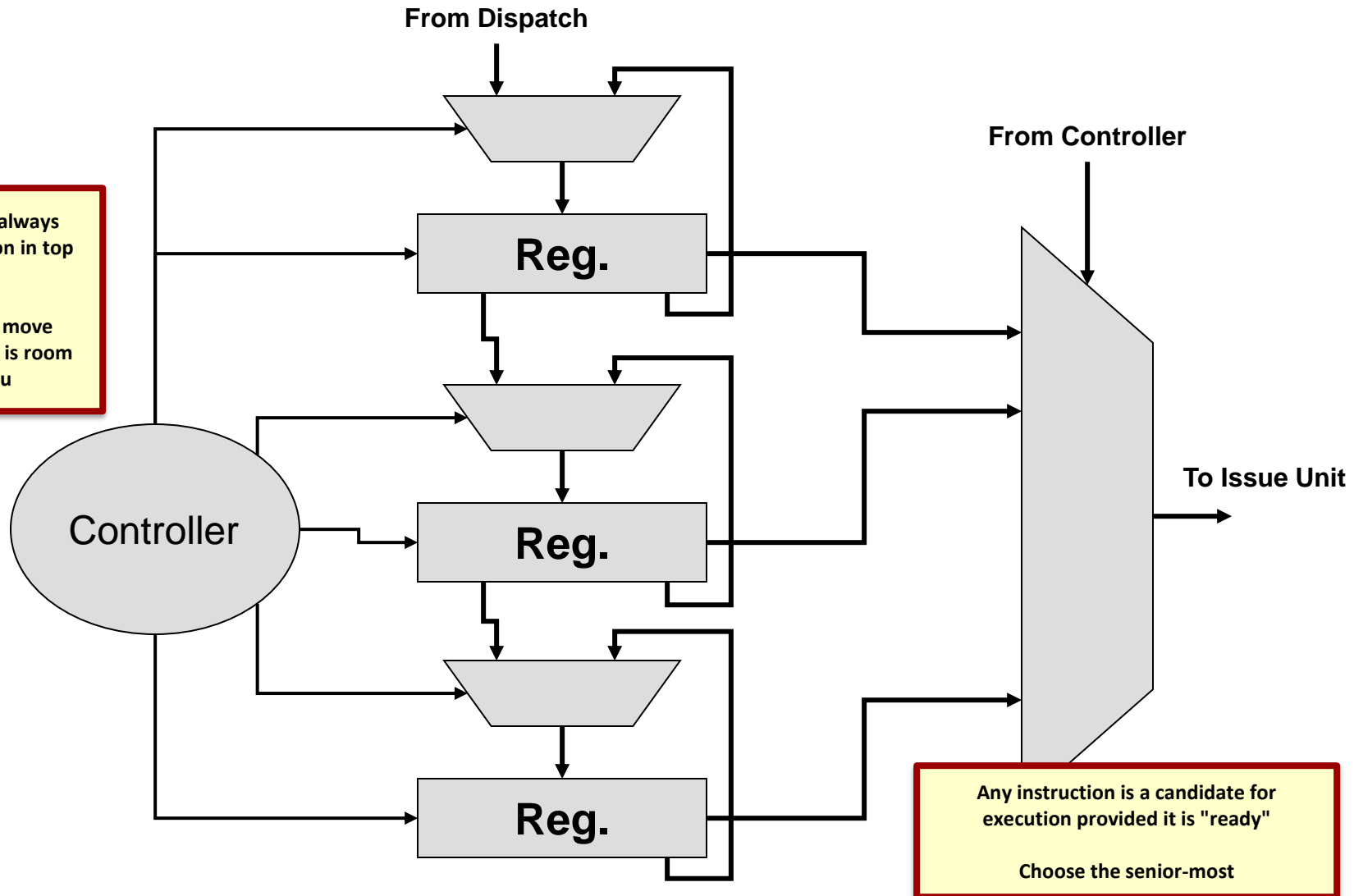
- If the instruction with ROB Tag 11 is found to be a mispredicted branch, which instructions with what ROB tags would you flush?
  - Instructions with ROB tags 12, 13, 14, 15, and 0 should be flushed as they are younger than the branch
- And would you adjust RP or WP or both? And to what value(s)?
  - We will adjust WP to 11





# OTHER IMPLEMENTATION DETAILS

# Issue Queues



Dispatch Unit always places instruction in top register

Instruction(s) move forward if there is room below you

Any instruction is a candidate for execution provided it is "ready"

Choose the senior-most